



# KENTUCKY MEDICAID UNWINDING DEMOGRAPHIC REPORT

*September 2024*

## INTRODUCTION

---

During the COVID-19 Public Health Emergency (PHE) the Kentucky Department for Medicaid Services (DMS) made sure that all Medicaid beneficiaries kept their coverage and paused all annual renewals. At this time, DMS has returned to normal activities and resumed conducting annual renewals for Medicaid members. This means that all Medicaid and KCHIP members undergo a redetermination of their eligibility every 12 months. Those who are determined to be eligible will continue to receive Medicaid coverage. Those who are determined to be ineligible for coverage will be removed from Medicaid and connected to alternative coverage options in the state.

This report dives deeper into the demographic breakdowns of Kentucky Medicaid renewals, pending, and terminated in September 2024.

## SNAPSHOT

---

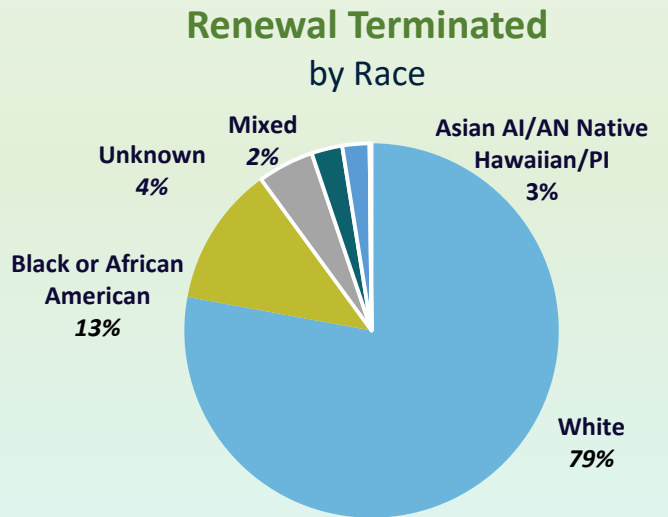
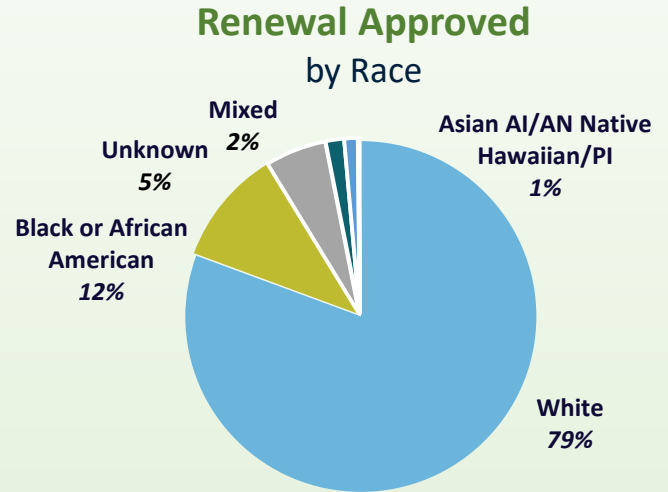
A total of 45,833 individuals who had their renewal due on September 30 were determined eligible for renewed coverage. 1,234 total individuals had their coverage terminated as of September 30. 1,196 of those individuals were determined ineligible based on eligibility requirements and have been terminated. For individuals who were terminated on September 30 and have supplied requested information for eligibility determination, 189 renewals have been reinstated as of the finalization of this report.

Note: DMS is unable to track enrollment in coverage outside the state of Kentucky. For example, a significant number of individuals are estimated to have gained health coverage through an employer, meaning that individuals who do not come back to renew should not be assumed to be uninsured.

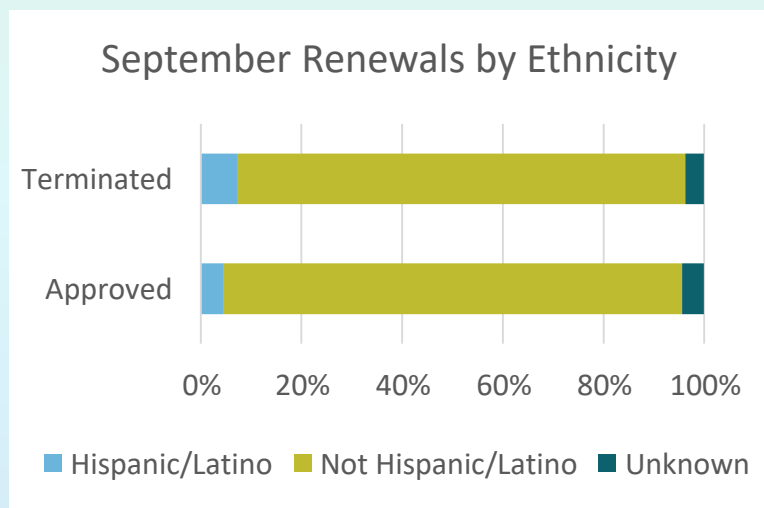
# RACE AND ETHNICITY DATA

Renewals for September 2024 are categorized by race and ethnicity below.

September 2024 Kentucky Renewals		
Race	Approved	Terminated
White	36,953	961
Black or African American	4,865	149
Unknown	2,588	60
Mixed	778	33
Asian	562	29
American Indian or Alaskan Native	47	0
Native Hawaiian or Other Pacific Islander	40	2
<b>Total</b>	<b>45,833</b>	<b>1,234</b>



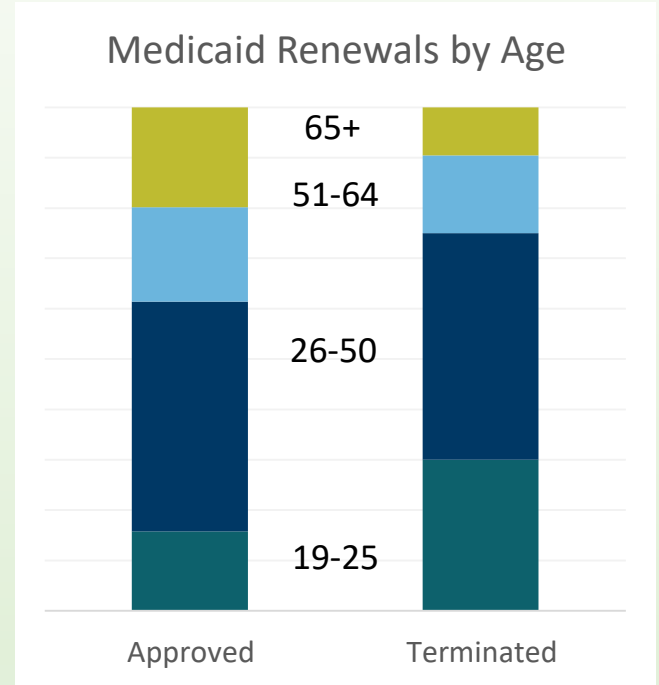
September 2024 Kentucky Renewals		
Ethnicity	Approved	Terminated
Hispanic/Latino	2,073	88
Not Hispanic/Latino	41,764	1,100
Unknown	1,996	46
<b>Total</b>	<b>45,833</b>	<b>1,234</b>



# AGE DATA

Renewals for September 2024 are categorized by age below.

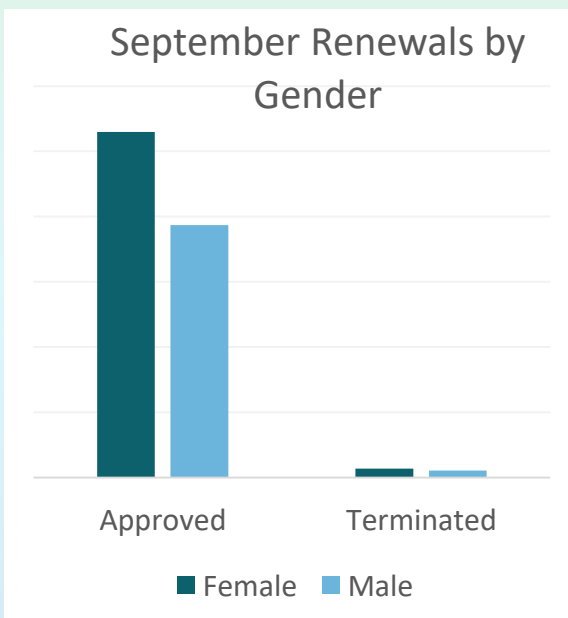
September 2024 Kentucky Renewals		
Age Group	Approved	Terminated
0-6	29	0
7-18	16	1
19-25	7,181	369
26-50	20,897	555
51-64	8,612	191
65+*	9,098	118
<b>Total</b>	<b>45,833</b>	<b>1,234</b>



Note – Continuous coverage for children is currently being implemented across the state. As a result, children were only terminated for reasons such as change in state residency or request for discontinuance.

# GENDER DATA

Renewals for September 2024 are categorized by gender below.



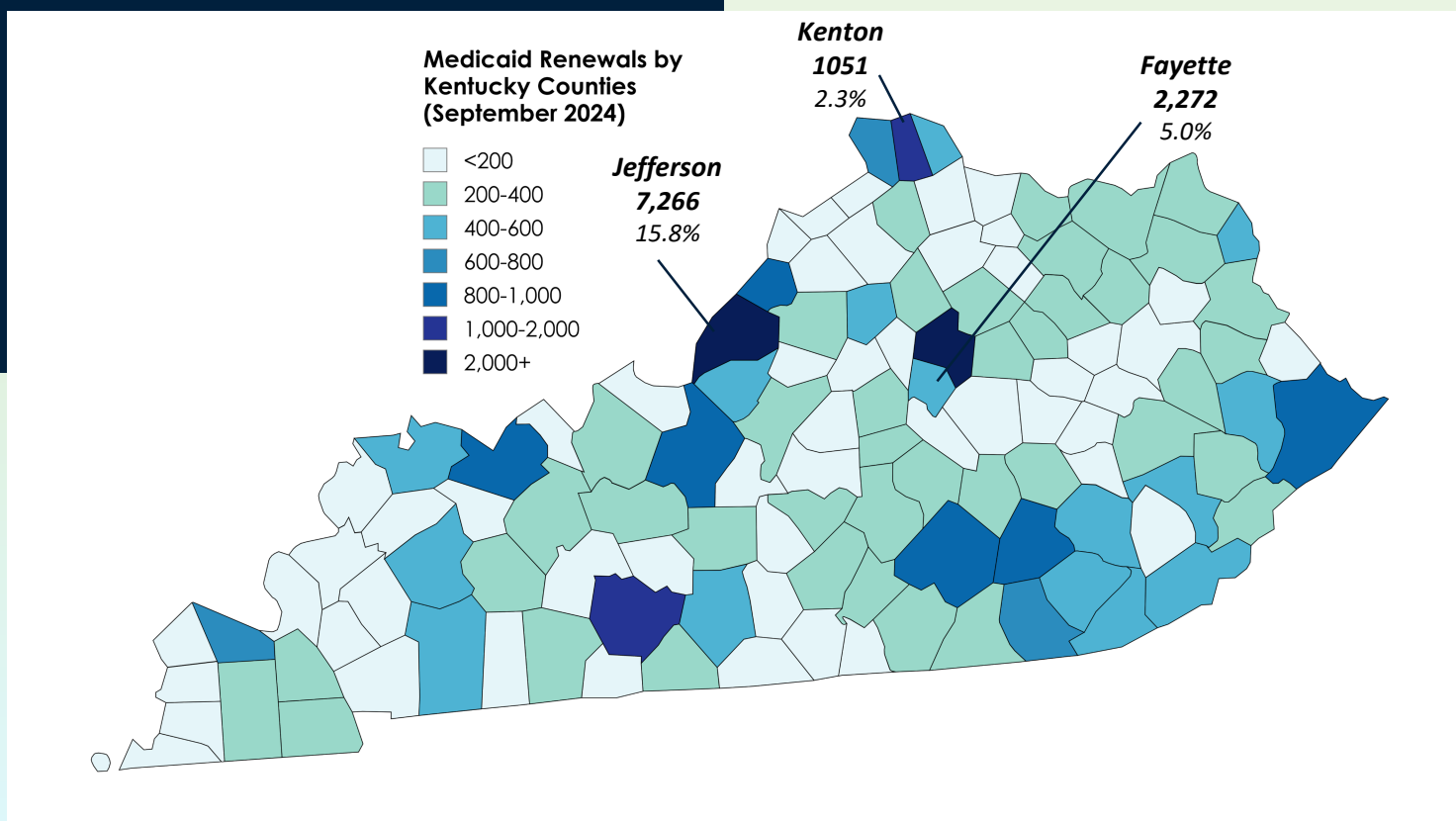
September 2024 Kentucky Renewals		
Gender	Approved	Terminated
Female	26,483	700
Male	19,349	534
<b>Total</b>	<b>45,832</b>	<b>1,234</b>

\*One member record indicated 'unknown' gender. Total Approvals remains 45,833

# REGIONAL DATA

This map represents the number of Medicaid renewals approved in each Kentucky county in September 2024.

## September Medicaid Approvals



1,555  
3%

# REGIONAL DATA

This table represents the number of Medicaid renewal approvals in each Kentucky county in September 2024.

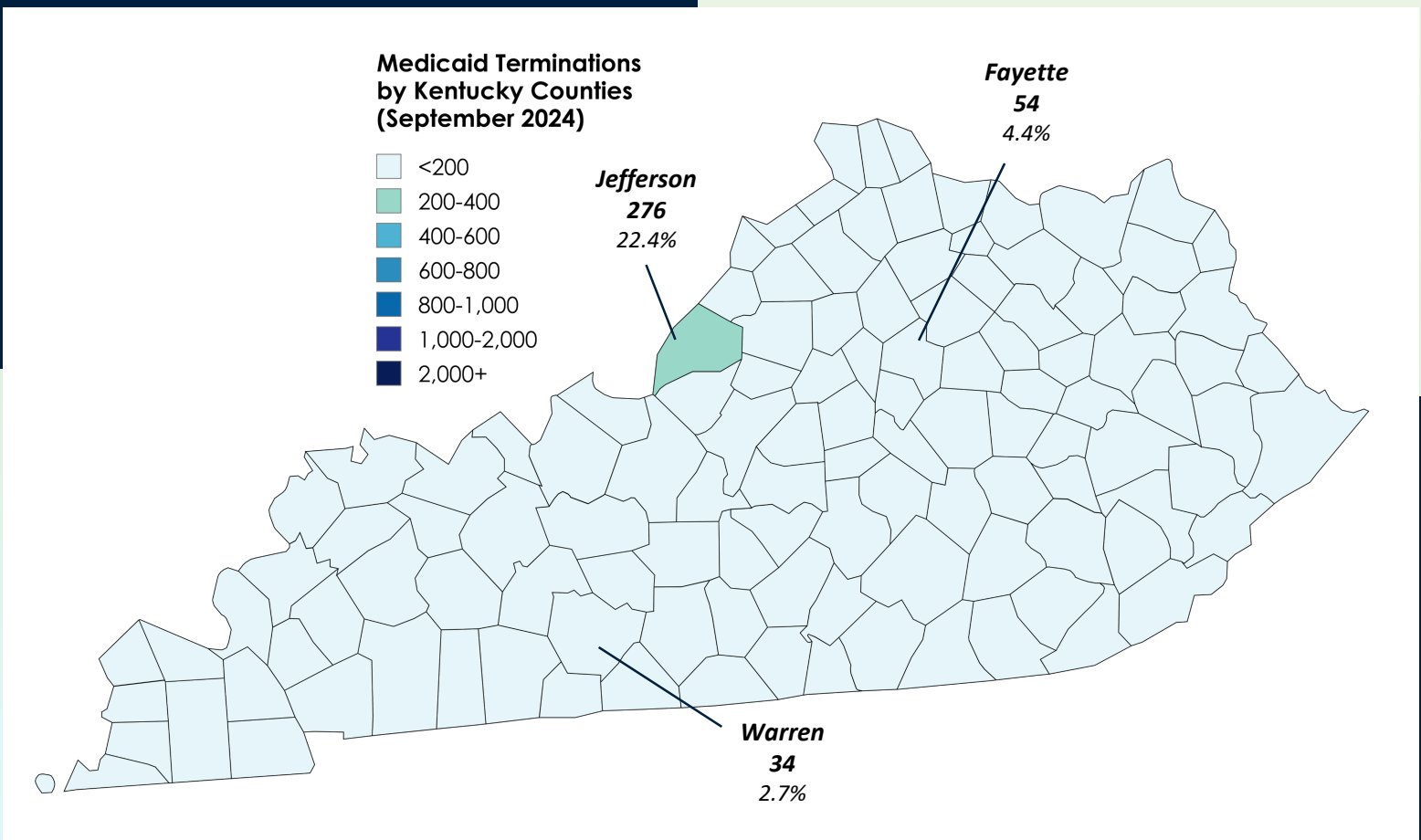
September 2024 Kentucky Renewals

County	Approved	County	Approved	County	Approved	County	Approved	County	Approved
ADAIR	332	CLARK	341	HARRISON	164	MADISON	961	PERRY	487
ALLEN	265	CLAY	426	HART	265	MAGOFFIN	213	PIKE	845
ANDERSON	199	CLINTON	155	HENDERSON	407	MARION	191	POWELL	164
BALLARD	73	CRITTENDEN	79	HENRY	173	MARSHALL	275	PULASKI	949
BARREN	512	CUMBERLAND	102	HICKMAN	60	MARTIN	146	ROBERTSON	27
BATH	207	DAVISS	900	HOPKINS	434	MASON	228	ROCKCASTLE	297
BELL	453	EDMONSON	170	JACKSON	217	MCCRACKEN	632	ROWAN	335
BOONE	648	ELLIOTT	109	JEFFERSON	7266	MCCREARY	314	RUSSELL	246
BOURBON	209	ESTILL	187	JESSAMINE	491	MCLEAN	98	SCOTT	351
BOYD	513	FAYETTE	2272	JOHNSON	324	MEADE	196	SHELBY	275
BOYLE	250	FLEMING	206	KENTON	1051	MENIFEE	110	SIMPSON	194
BRACKEN	89	FLOYD	590	KNOTT	268	MERCER	207	SPENCER	126
BREATHITT	201	FRANKLIN	418	KNOX	589	METCALFE	176	TAYLOR	331
BRECKINRIDGE	271	FULTON	92	LARUE	158	MONROE	167	TODD	108
BULLITT	588	GALLATIN	79	LAUREL	924	MONTGOMERY	338	TRIGG	109
BUTLER	182	GARRARD	192	LAWRENCE	238	MORGAN	146	TRIMBLE	62
CALDWELL	131	GRANT	211	LEE	128	MUHLBERG	339	UNION	109
CALLOWAY	304	GRAVES	368	LESLIE	154	NELSON	352	WARREN	1282
CAMPBELL	515	GRAYSON	356	LETCHER	366	NICHOLAS	110	WASHINGTON	189
CARLISLE	47	GREEN	175	LEWIS	216	OHIO	279	WAYNE	339
CARROLL	116	GREENUP	375	LINCOLN	311	OLDHAM	806	WEBSTER	113
CARTER	396	HANCOCK	78	LIVINGSTON	94	OWEN	135	WHITLEY	634
CASEY	226	HARDIN	971	LOGAN	311	OWSLEY	99	WOLFE	124
CHRISTIAN	554	HARLAN	431	LYON	54	PENDLETON	144	WOODFORD	171

# REGIONAL DATA

This map represents the number of Medicaid renewals terminated in each Kentucky county in September 2024.

## September Medicaid Terminations



# REGIONAL DATA

This table represents the number of Medicaid renewal terminations in each Kentucky county in September 2024.

September 2024 Kentucky Renewal Terminations

County	Terminated	County	Terminated	County	Terminated	County	Terminated	County	Terminated
ADAIR	12	CLARK	12	HARRISON	5	MADISON	22	PERRY	11
ALLEN	8	CLAY	7	HART	3	MAGOFFIN	4	PIKE	9
ANDERSON	5	CLINTON	4	HENDERSON	10	MARION	2	POWELL	8
BALLARD	1	CRITTENDEN	2	HENRY	2	MARSHALL	4	PULASKI	24
BARREN	13	CUMBERLAND	0	HICKMAN	2	MARTIN	3	ROBERTSON	0
BATH	3	DAVISS	24	HOPKINS	16	MASON	2	ROCKCASTLE	1
BELL	10	EDMONSON	3	JACKSON	4	MCCRACKEN	13	ROWAN	3
BOONE	23	ELLIOTT	2	JEFFERSON	276	MCCREARY	8	RUSSELL	4
BOURBON	6	ESTILL	3	JESSAMINE	14	MCLEAN	3	SCOTT	6
BOYD	22	FAYETTE	54	JOHNSON	3	MEADE	7	SHELBY	3
BOYLE	15	FLEMING	8	KENTON	26	MENIFEE	4	SIMPSON	4
BRACKEN	1	FLOYD	10	KNOTT	4	MERCER	4	SPENCER	1
BREATHITT	7	FRANKLIN	14	KNOX	9	METCALFE	4	TAYLOR	5
BRECKINRIDGE	4	FULTON	1	LARUE	9	MONROE	5	TODD	4
BULLITT	15	GALLATIN	1	LAUREL	30	MONTGOMERY	12	TRIGG	2
BUTLER	3	GARRARD	4	LAWRENCE	9	MORGAN	2	TRIMBLE	4
CALDWELL	5	GRANT	6	LEE	1	MUHLENBERG	7	UNION	6
CALLOWAY	8	GRAVES	19	LESLIE	3	NELSON	15	WARREN	34
CAMPBELL	16	GRAYSON	10	LETCHER	7	NICHOLAS	3	WASHINGTON	5
CARLISLE	0	GREEN	7	LEWIS	2	OHIO	6	WAYNE	4
CARROLL	3	GREENUP	2	LINCOLN	10	OLDHAM	11	WEBSTER	1
CARTER	11	HANCOCK	1	LIVINGSTON	2	OWEN	3	WHITLEY	19
CASEY	4	HARDIN	25	LOGAN	4	OWSLEY	0	WOLFE	0
CHRISTIAN	22	HARLAN	12	LYON	2	PENDLETON	3	WOODFORD	7

# CMS MONTHLY REPORT DATA

Additional metrics are included in the monthly report to CMS. The following table highlights key information regarding the renewals due during the September Reporting Period. The full report can be accessed at <https://medicaidunwinding.ky.gov>.

## Approvals Breakdown

- 41,657 were renewed on an *ex parte* basis
- 4,176 were approved through completing a pre-populated form

## Terminations Breakdown

- 1,196 were determined ineligible for Medicaid
- 38 were terminated for procedural reasons (i.e., failure to respond)

## Pending Cases Breakdown

- 5,301 were extended due to flexibilities and strategies
- 1 cases are pending document processing