



KENTUCKY MEDICAID UNWINDING DEMOGRAPHIC REPORT

October 2024

INTRODUCTION

During the COVID-19 Public Health Emergency (PHE) the Kentucky Department for Medicaid Services (DMS) made sure that all Medicaid beneficiaries kept their coverage and paused all annual renewals. At this time, DMS has returned to normal activities and resumed conducting annual renewals for Medicaid members. This means that all Medicaid and KCHIP members undergo a redetermination of their eligibility every 12 months. Those who are determined to be eligible will continue to receive Medicaid coverage. Those who are determined to be ineligible for coverage will be removed from Medicaid and connected to alternative coverage options in the state.

This report dives deeper into the demographic breakdowns of Kentucky Medicaid renewals, pending, and terminated in October 2024.

SNAPSHOT

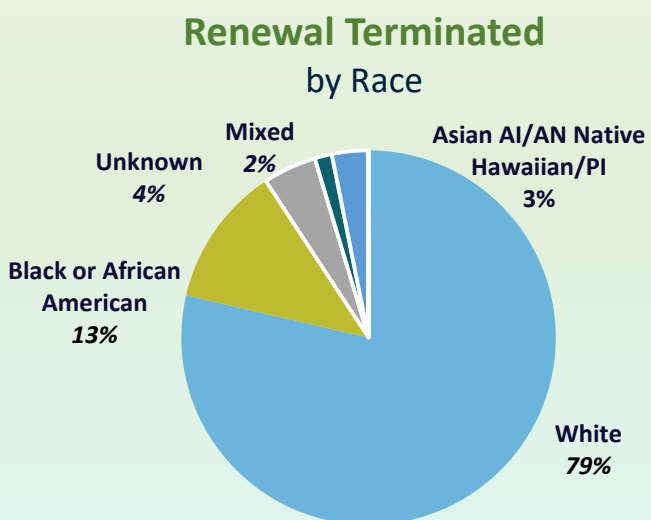
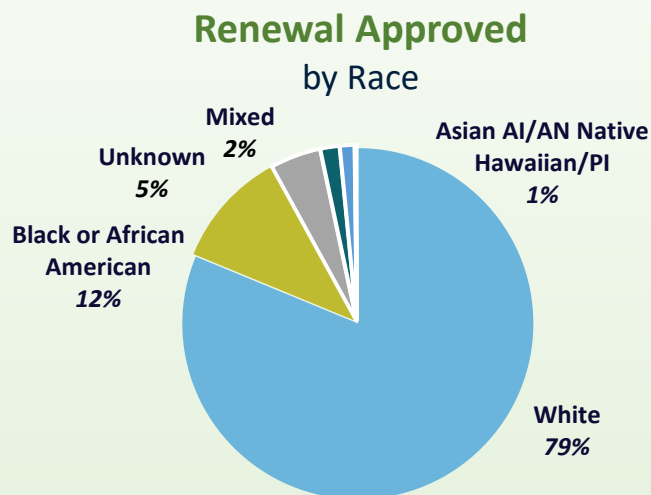
A total of 52,815 individuals who had their renewal due on October 31 were determined eligible for renewed coverage. 1,557 total individuals had their coverage terminated as of October 31. 1,196 of those individuals were determined ineligible based on eligibility requirements and have been terminated. For individuals who were terminated on October 31 and have supplied requested information for eligibility determination, 116 renewals have been reinstated as of the finalization of this report.

Note: DMS is unable to track enrollment in coverage outside the state of Kentucky. For example, a significant number of individuals are estimated to have gained health coverage through an employer, meaning that individuals who do not come back to renew should not be assumed to be uninsured.

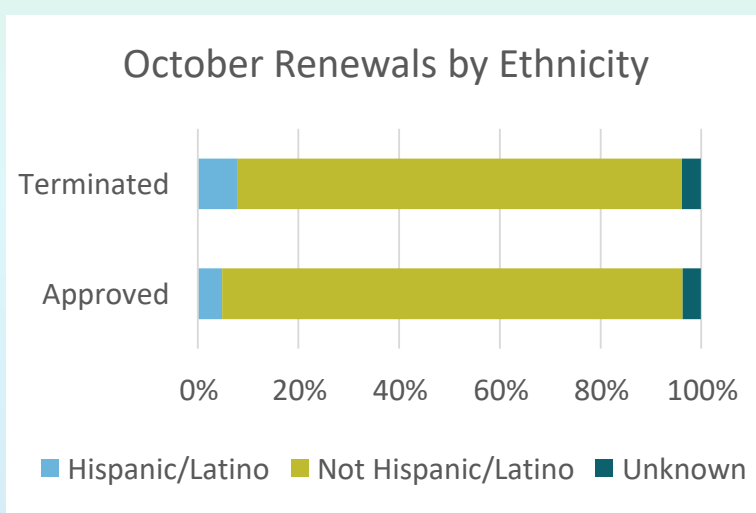
RACE AND ETHNICITY DATA

Renewals for October 2024 are categorized by race and ethnicity below.

October 2024 Kentucky Renewals		
Race	Approved	Terminated
White	42,899	1,224
Black or African American	5,704	189
Unknown	2,460	72
Mixed	931	23
Asian	716	48
American Indian or Alaskan Native	58	1
Native Hawaiian or Other Pacific Islander	47	0
Total	52,815	1,557



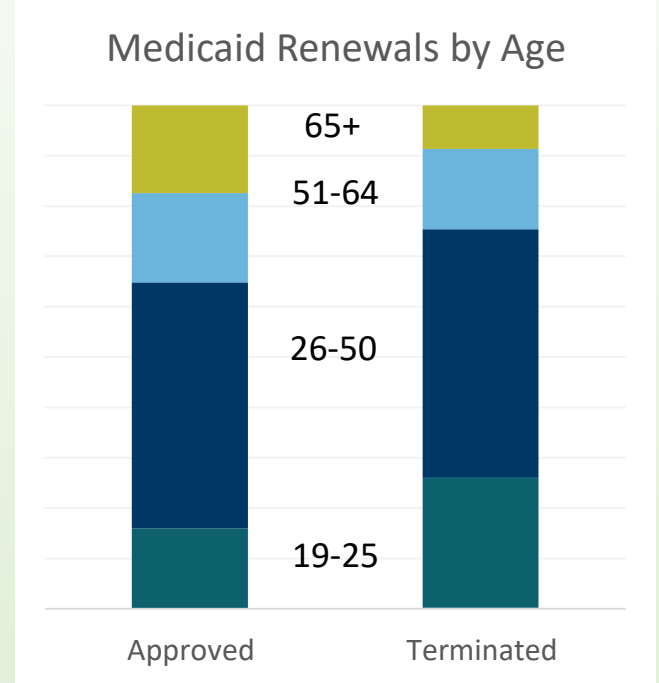
October 2024 Kentucky Renewals		
Ethnicity	Approved	Terminated
Hispanic/Latino	2,547	123
Not Hispanic/Latino	48,335	1,375
Unknown	1,993	59
Total	52,815	1,557



AGE DATA

Renewals for October 2024 are categorized by age below.

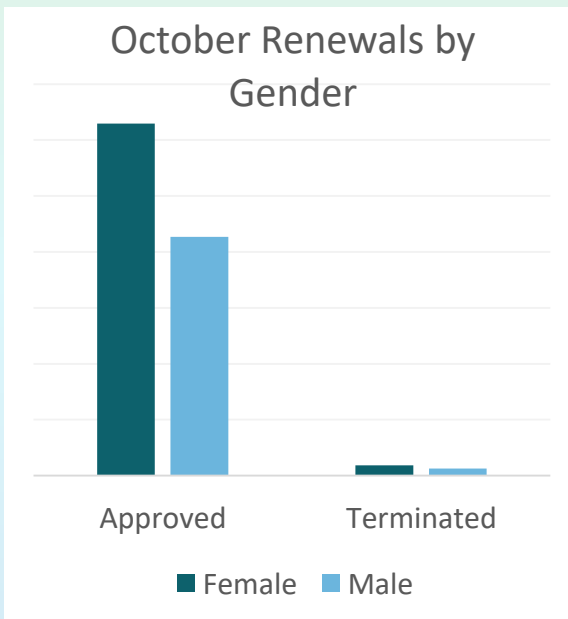
October 2024 Kentucky Renewals		
Age Group	Approved	Terminated
0-6	23	3
7-18	18	0
19-25	8,396	402
26-50	25,791	768
51-64	9,391	249
65+*	9,196	135
Total	52,815	1,557



Note – Continuous coverage for children is currently being implemented across the state. As a result, children were only terminated for reasons such as change in state residency or request for discontinuance.

GENDER DATA

Renewals for October 2024 are categorized by gender below.

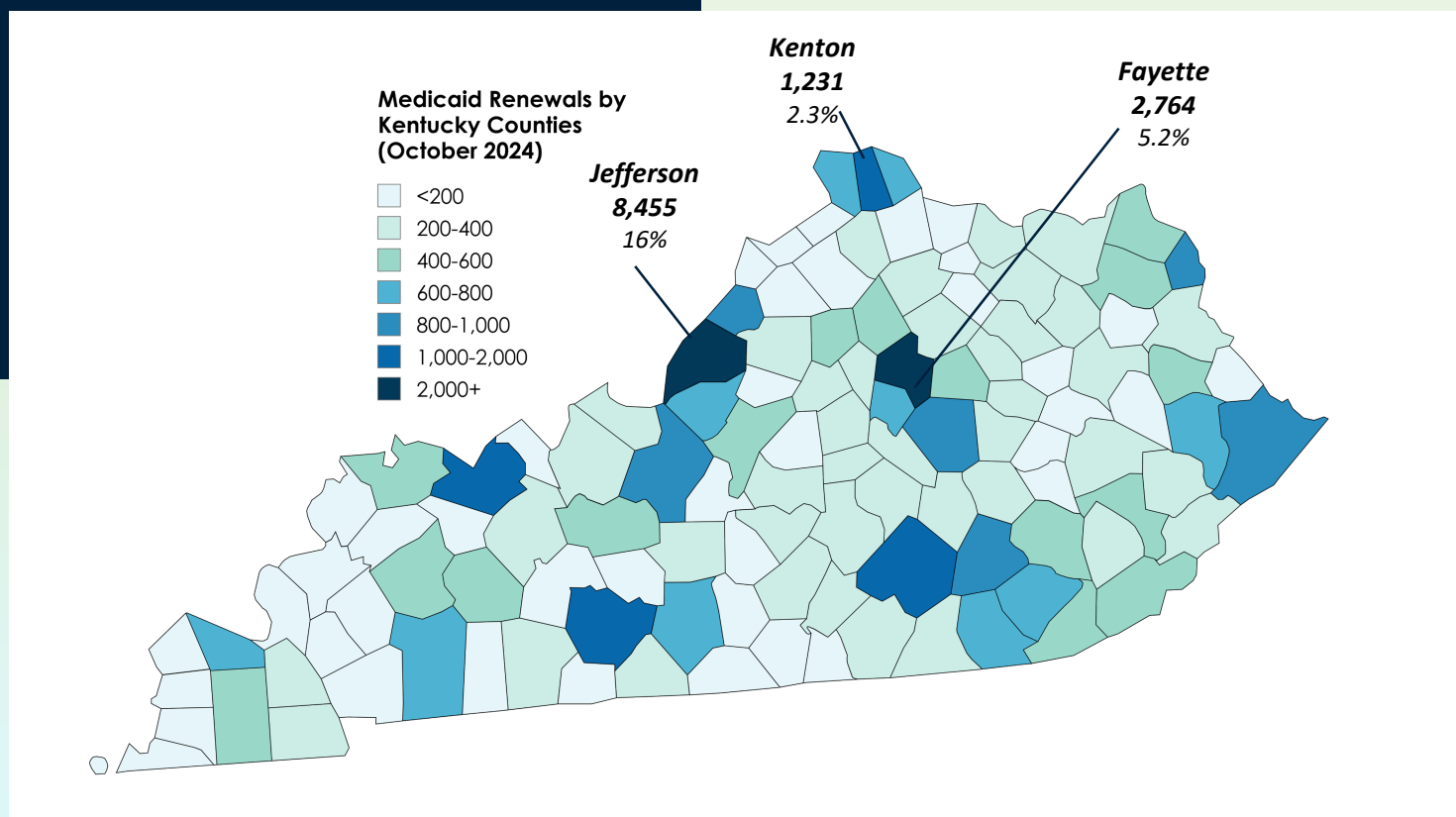


October 2024 Kentucky Renewals		
Gender	Approved	Terminated
Female	31,475	923
Male	21,340	634
Total	52,815	1,557

REGIONAL DATA

This map represents the number of Medicaid renewals approved in each Kentucky county in October 2024.

October Medicaid Approvals



1,555
3%

REGIONAL DATA

This table represents the number of Medicaid renewal approvals in each Kentucky county in October 2024.

October 2024 Kentucky Renewals

County	Approved	County	Approved	County	Approved	County	Approved	County	Approved
ADAIR	342	CLARK	417	HARRISON	201	MADISON	969	PERRY	508
ALLEN	326	CLAY	432	HART	288	MAGOFFIN	191	PIKE	929
ANDERSON	208	CLINTON	185	HENDERSON	482	MARION	229	POWELL	200
BALLARD	84	CRITTENDEN	81	HENRY	161	MARSHALL	328	PULASKI	1107
BARREN	652	CUMBERLAND	132	HICKMAN	72	MARTIN	160	ROBERTSON	32
BATH	218	DAVISS	1041	HOPKINS	525	MASON	283	ROCKCASTLE	294
BELL	492	EDMONSON	162	JACKSON	227	MCCRACKEN	673	ROWAN	350
BOONE	758	ELLIOTT	122	JEFFERSON	8455	MCCREARY	344	RUSSELL	270
BOURBON	269	ESTILL	246	JESSAMINE	611	MCLEAN	101	SCOTT	451
BOYD	653	FAYETTE	2764	JOHNSON	402	MEADE	299	SHELBY	369
BOYLE	331	FLEMING	243	KENTON	1231	MENIFEE	119	SIMPSON	198
BRACKEN	90	FLOYD	629	KNOTT	263	MERCER	276	SPENCER	140
BREATHITT	243	FRANKLIN	471	KNOX	706	METCALFE	174	TAYLOR	354
BRECKINRIDGE	263	FULTON	106	LARUE	182	MONROE	164	TODD	165
BULLITT	697	GALLATIN	83	LAUREL	993	MONTGOMERY	387	TRIGG	187
BUTLER	183	GARRARD	224	LAWRENCE	272	MORGAN	215	TRIMBLE	94
CALDWELL	146	GRANT	278	LEE	139	MUHLENBERG	432	UNION	142
CALLOWAY	391	GRAVES	473	LESLIE	213	NELSON	456	WARREN	1500
CAMPBELL	629	GRAYSON	436	LETCHER	388	NICHOLAS	101	WASHINGTON	179
CARLISLE	60	GREEN	182	LEWIS	253	OHIO	319	WAYNE	338
CARROLL	128	GREENUP	443	LINCOLN	380	OLDHAM	813	WEBSTER	143
CARTER	471	HANCOCK	91	LIVINGSTON	106	OWEN	130	WHITLEY	706
CASEY	271	HARDIN	988	LOGAN	307	OWSLEY	104	WOLFE	139
CHRISTIAN	661	HARLAN	550	LYON	85	PENDLETON	181	WOODFORD	216

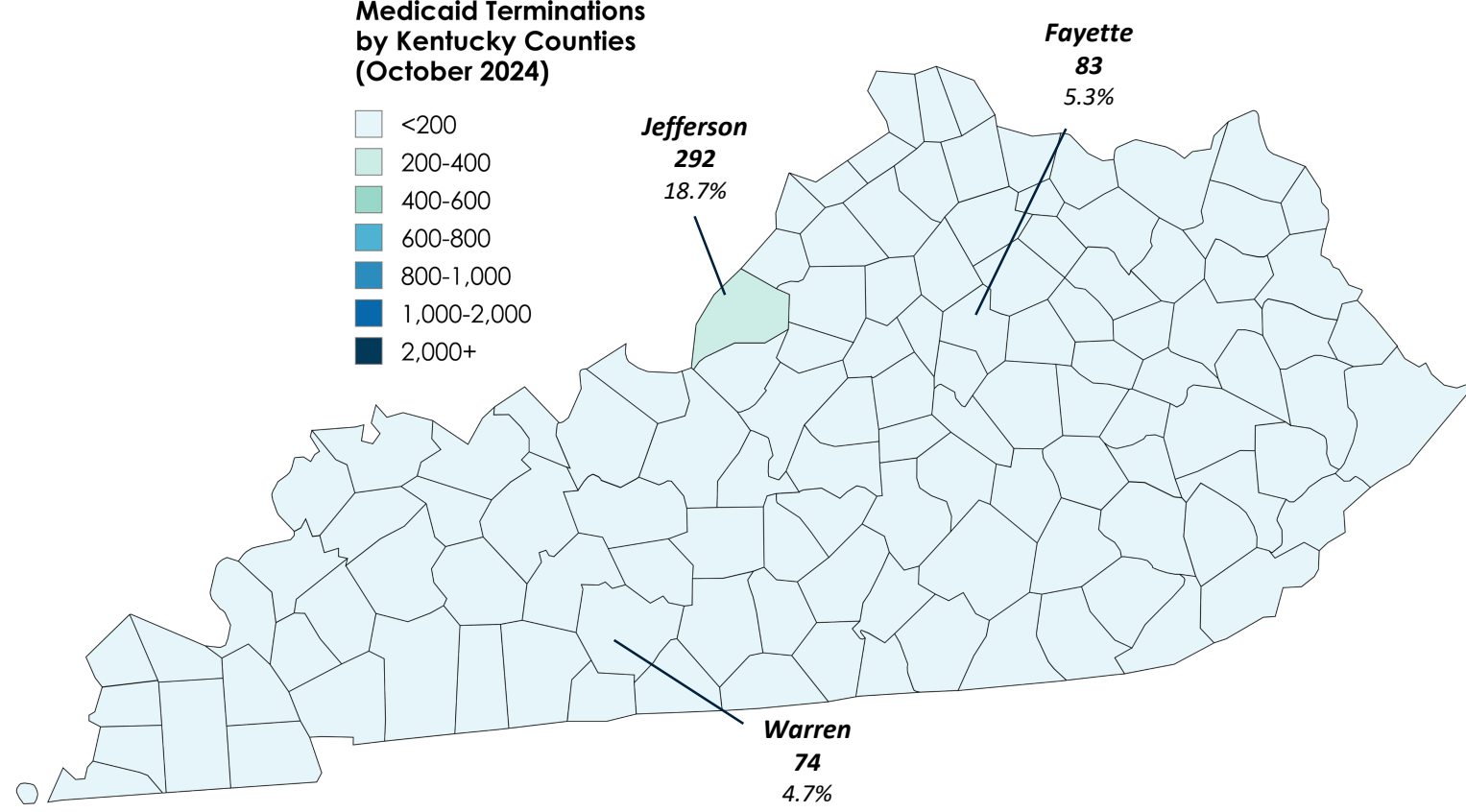
REGIONAL DATA

This map represents the number of Medicaid renewals terminated in each Kentucky county in October 2024.

October Medicaid Terminations

Medicaid Terminations by Kentucky Counties (October 2024)

- <200
- 200-400
- 400-600
- 600-800
- 800-1,000
- 1,000-2,000
- 2,000+



REGIONAL DATA

This table represents the number of Medicaid renewal terminations in each Kentucky county in October 2024.

October 2024 Kentucky Renewal Terminations

County	Terminated	County	Terminated	County	Terminated	County	Terminated	County	Terminated
ADAIR	13	CLARK	10	HARRISON	4	MADISON	34	PERRY	16
ALLEN	5	CLAY	4	HART	11	MAGOFFIN	2	PIKE	24
ANDERSON	3	CLINTON	4	HENDERSON	14	MARION	8	POWELL	5
BALLARD	2	CRITTENDEN	1	HENRY	2	MARSHALL	10	PULASKI	20
BARREN	21	CUMBERLAND	6	HICKMAN	2	MARTIN	1	ROBERTSON	0
BATH	0	DAVISS	44	HOPKINS	21	MASON	8	ROCKCASTLE	7
BELL	19	EDMONSON	5	JACKSON	3	MCCRACKEN	15	ROWAN	12
BOONE	17	ELLIOTT	1	JEFFERSON	292	MCCREARY	3	RUSSELL	12
BOURBON	4	ESTILL	3	JESSAMINE	26	MCLEAN	2	SCOTT	13
BOYD	14	FAYETTE	83	JOHNSON	13	MEADE	5	SHELBY	15
BOYLE	10	FLEMING	3	KENTON	36	MENIFEE	2	SIMPSON	5
BRACKEN	2	FLOYD	18	KNOTT	10	MERCER	12	SPENCER	2
BREATHITT	4	FRANKLIN	20	KNOX	18	METCALFE	3	TAYLOR	12
BRECKINRIDGE	1	FULTON	0	LARUE	7	MONROE	7	TODD	5
BULLITT	16	GALLATIN	2	LAUREL	31	MONTGOMERY	11	TRIGG	3
BUTLER	3	GARRARD	6	LAWRENCE	12	MORGAN	1	TRIMBLE	7
CALDWELL	6	GRANT	9	LEE	4	MUHLENBERG	14	UNION	5
CALLOWAY	15	GRAVES	10	LESLIE	6	NELSON	17	WARREN	74
CAMPBELL	16	GRAYSON	14	LETCHER	10	NICHOLAS	2	WASHINGTON	3
CARLISLE	1	GREEN	4	LEWIS	6	OHIO	10	WAYNE	8
CARROLL	2	GREENUP	12	LINCOLN	13	OLDHAM	15	WEBSTER	6
CARTER	22	HANCOCK	4	LIVINGSTON	0	OWEN	6	WHITLEY	9
CASEY	12	HARDIN	20	LOGAN	7	OWSLEY	1	WOLFE	0
CHRISTIAN	23	HARLAN	15	LYON	1	PENDLETON	5	WOODFORD	14

CMS MONTHLY REPORT DATA

Additional metrics are included in the monthly report to CMS. The following table highlights key information regarding the renewals due during the October Reporting Period. The full report can be accessed at <https://medicaidunwinding.ky.gov>.

Approvals Breakdown

- 46,900 were renewed on an *ex parte* basis
- 5,915 were approved through completing a pre-populated form

Terminations Breakdown

- 1,525 were determined ineligible for Medicaid
- 32 were terminated for procedural reasons (i.e., failure to respond)

Pending Cases Breakdown

- 6,798 were extended due to flexibilities and strategies
- 4 cases are pending document processing