



# KENTUCKY MEDICAID UNWINDING DEMOGRAPHIC REPORT

*November 2024*

## INTRODUCTION

---

During the COVID-19 Public Health Emergency (PHE) the Kentucky Department for Medicaid Services (DMS) made sure that all Medicaid beneficiaries kept their coverage and paused all annual renewals. But DMS has resumed annual renewals for Medicaid members. All Medicaid and KCHIP members are undergoing a renewal of their eligibility for coverage since Kentucky resumed annual renewals starting in April 2023 for Medicaid members with a renewal date of May 31, 2023. These renewals will be spread out over 12 months. Those who are determined to be eligible will continue to receive Medicaid coverage. Those who are determined to be ineligible for coverage will be removed from Medicaid and connected to alternative coverage options in the state.

This report dives deeper into the demographic breakdowns of Kentucky Medicaid renewals, pending, and terminated in November 2024.

## SNAPSHOT

---

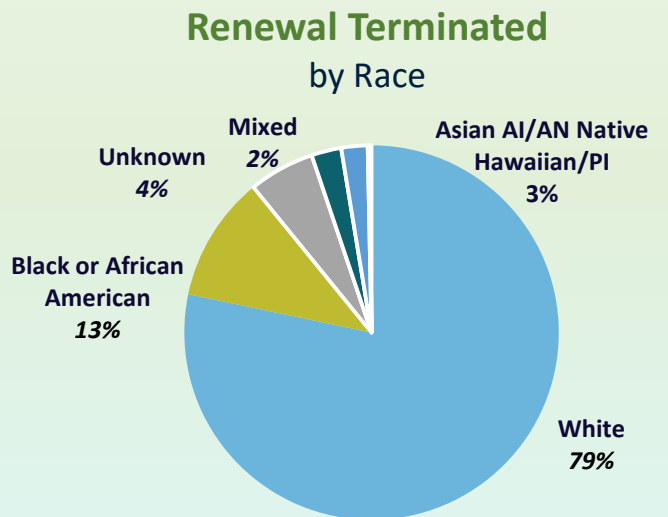
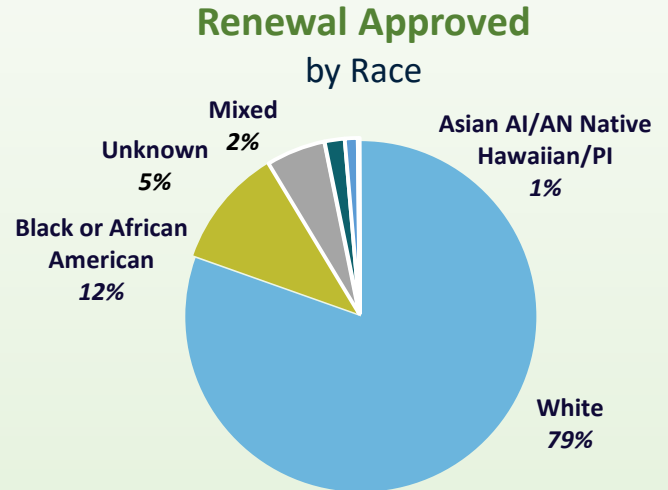
A total of 30,194 individuals who had their renewal due on November 30 were determined eligible for renewed coverage. 1,234 total individuals had their coverage terminated as of November 30. 1,167 of those individuals were determined ineligible based on eligibility requirements and have been terminated. For individuals who were terminated on November 30 and have supplied requested information for eligibility determination, 90 renewals have been reinstated as of the finalization of this report.

Note: DMS is unable to track enrollment in coverage outside the state of Kentucky. For example, a significant number of individuals are estimated to have gained health coverage through an employer, meaning that individuals who do not come back to renew should not be assumed to be uninsured.

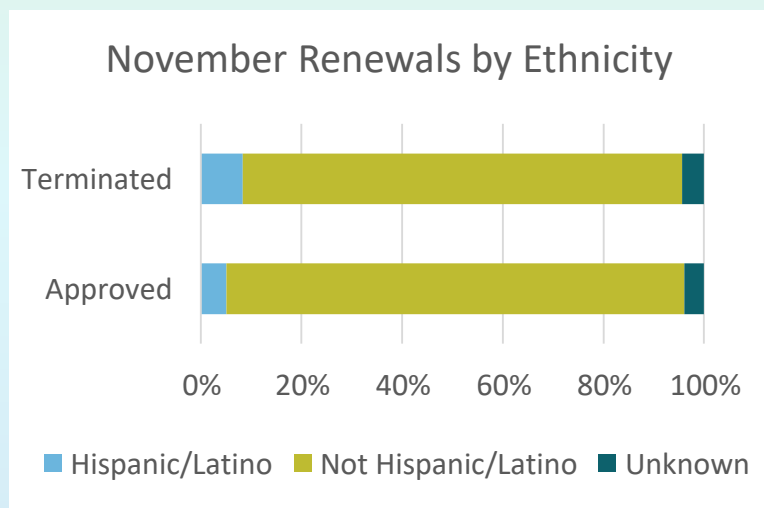
# RACE AND ETHNICITY DATA

Renewals for November 2024 are categorized by race and ethnicity below.

November 2024 Kentucky Renewals		
Race	Approved	Terminated
White	24,287	966
Black or African American	3,291	134
Unknown	1,652	70
Mixed	551	32
Asian	361	26
American Indian or Alaskan Native	31	2
Native Hawaiian or Other Pacific Islander	21	2
<b>Total</b>	<b>30,194</b>	<b>1,234</b>



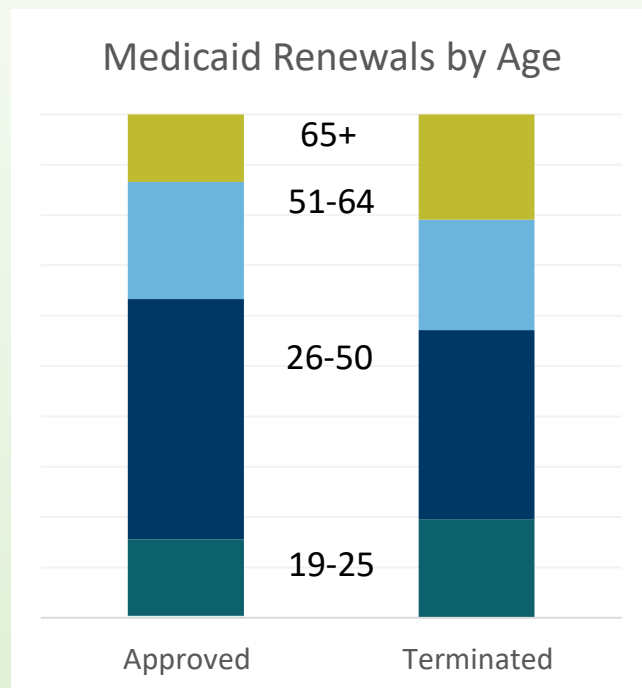
November 2024 Kentucky Renewals		
Ethnicity	Approved	Terminated
Hispanic/Latino	1,518	102
Not Hispanic/Latino	27,500	1,078
Unknown	1,176	54
<b>Total</b>	<b>30,194</b>	<b>1,234</b>



# AGE DATA

Renewals for November 2024 are categorized by age below.

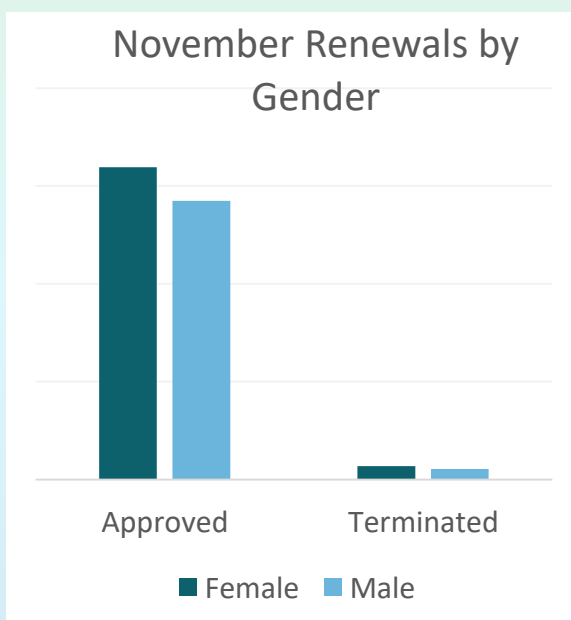
November 2024 Kentucky Renewals		
Age Group	Approved	Terminated
0-6	46	1
7-18	81	0
19-25	4,586	241
26-50	14,394	463
51-64	7,032	271
65+*	4,055	258
<b>Total</b>	<b>30,194</b>	<b>1,234</b>



Note – Continuous coverage for children is currently being implemented across the state. As a result, children were only terminated for reasons such as change in state residency or request for discontinuance.

# GENDER DATA

Renewals for November 2024 are categorized by gender below.

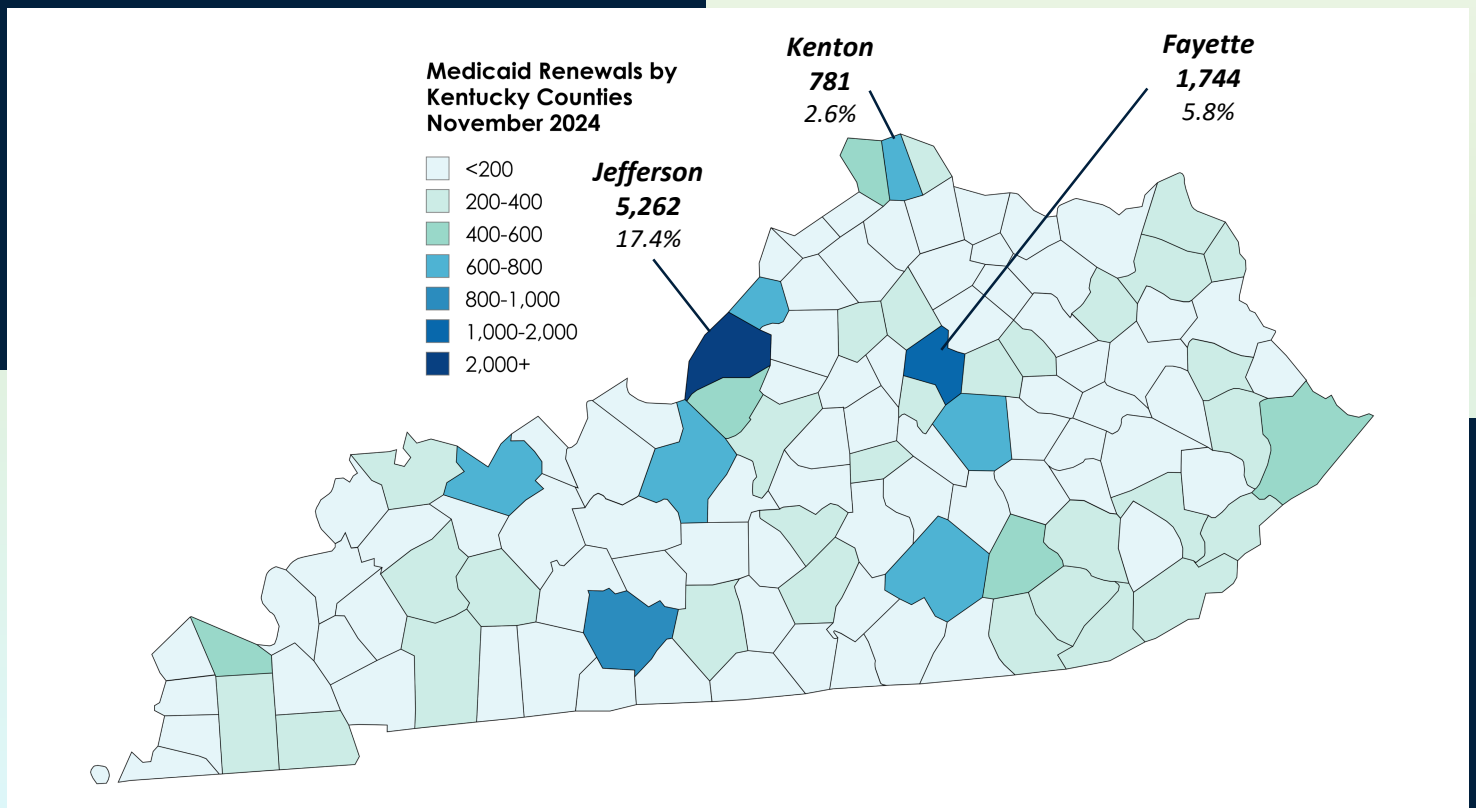


November 2024 Kentucky Renewals		
Gender	Approved	Terminated
Female	15,957	688
Male	14,237	546
<b>Total</b>	<b>30,194</b>	<b>1,234</b>

# REGIONAL DATA

This map represents the number of Medicaid renewals approved in each Kentucky county in November 2024.

## November Medicaid Approvals



1,555  
3%

# REGIONAL DATA

This table represents the number of Medicaid renewal approvals in each Kentucky county in November 2024.

November 2024 Kentucky Renewals

County	Approved	County	Approved	County	Approved	County	Approved	County	Approved
ADAIR	200	CLARK	247	HARRISON	111	MADISON	658	PERRY	258
ALLEN	141	CLAY	208	HART	155	MAGOFFIN	141	PIKE	441
ANDERSON	110	CLINTON	90	HENDERSON	290	MARION	135	POWELL	110
BALLARD	40	CRITTENDEN	56	HENRY	102	MARSHALL	181	PULASKI	603
BARREN	250	CUMBERLAND	44	HICKMAN	29	MARTIN	93	ROBERTSON	18
BATH	119	DAVIESS	651	HOPKINS	301	MASON	117	ROCKCASTLE	121
BELL	276	EDMONSON	82	JACKSON	123	MCCRACKEN	435	ROWAN	209
BOONE	494	ELLIOTT	45	JEFFERSON	5262	MCCREARY	143	RUSSELL	164
BOURBON	134	ESTILL	133	JESSAMINE	342	MCLEAN	54	SCOTT	220
BOYD	351	FAYETTE	1744	JOHNSON	218	MEADE	166	SHELBY	180
BOYLE	203	FLEMING	120	KENTON	781	MENIFEE	68	SIMPSON	132
BRACKEN	54	FLOYD	382	KNOTT	146	MERCER	143	SPENCER	67
BREATHITT	118	FRANKLIN	300	KNOX	379	METCALFE	90	TAYLOR	206
BRECKINRIDGE	165	FULTON	71	LARUE	103	MONROE	82	TODD	71
BULLITT	447	GALLATIN	56	LAUREL	561	MONTGOMERY	236	TRIGG	66
BUTLER	84	GARRARD	126	LAWRENCE	120	MORGAN	99	TRIMBLE	58
CALDWELL	68	GRANT	134	LEE	77	MUHLENBERG	203	UNION	51
CALLOWAY	230	GRAVES	207	LESLIE	101	NELSON	246	WARREN	881
CAMPBELL	304	GRAYSON	184	LETCHER	200	NICHOLAS	59	WASHINGTON	145
CARLISLE	40	GREEN	81	LEWIS	126	OHIO	187	WAYNE	192
CARROLL	73	GREENUP	242	LINCOLN	185	OLDHAM	721	WEBSTER	63
CARTER	272	HANCOCK	43	LIVINGSTON	67	OWEN	73	WHITLEY	362
CASEY	139	HARDIN	678	LOGAN	196	OWSLEY	74	WOLFE	84
CHRISTIAN	387	HARLAN	240	LYON	35	PENDLETON	81	WOODFORD	84

# REGIONAL DATA

This map represents the number of Medicaid renewals terminated in each Kentucky county in November 2024.

## November Medicaid Terminations

Medicaid Terminations  
by Kentucky Counties  
November 2024

- <200
- 200-400
- 400-600
- 600-800
- 800-1,000
- 1,000-2,000
- 2,000+

**Jefferson**  
223  
18.1%

**Fayette**  
83  
6.2%

**Warren**  
74  
3.8%

# REGIONAL DATA

This table represents the number of Medicaid renewal terminations in each Kentucky county in November 2024.

November 2024 Kentucky Renewal Terminations

County	Terminated	County	Terminated	County	Terminated	County	Terminated	County	Terminated
ADAIR	3	CLARK	9	HARRISON	7	MADISON	18	PERRY	12
ALLEN	5	CLAY	3	HART	2	MAGOFFIN	4	PIKE	16
ANDERSON	4	CLINTON	4	HENDERSON	17	MARION	1	POWELL	3
BALLARD	3	CRITTENDEN	0	HENRY	8	MARSHALL	10	PULASKI	25
BARREN	10	CUMBERLAND	1	HICKMAN	1	MARTIN	1	ROBERTSON	0
BATH	3	DAVIESS	20	HOPKINS	14	MASON	3	ROCKCASTLE	6
BELL	9	EDMONSON	2	JACKSON	3	MCCRACKEN	21	ROWAN	11
BOONE	35	ELLIOTT	2	JEFFERSON	223	MCCREARY	7	RUSSELL	7
BOURBON	8	ESTILL	4	JESSAMINE	7	MCLEAN	3	SCOTT	11
BOYD	12	FAYETTE	77	JOHNSON	16	MEADE	7	SHELBY	11
BOYLE	11	FLEMING	2	KENTON	23	MENIFEE	0	SIMPSON	4
BRACKEN	2	FLOYD	9	KNOTT	1	MERCER	10	SPENCER	0
BREATHITT	1	FRANKLIN	12	KNOX	16	METCALFE	2	TAYLOR	7
BRECKINRIDGE	14	FULTON	0	LARUE	4	MONROE	1	TODD	3
BULLITT	18	GALLATIN	1	LAUREL	24	MONTGOMERY	11	TRIGG	4
BUTLER	4	GARRARD	6	LAWRENCE	5	MORGAN	2	TRIMBLE	2
CALDWELL	5	GRANT	5	LEE	3	MUHLENBERG	11	UNION	6
CALLOWAY	15	GRAVES	17	LESLIE	3	NELSON	3	WARREN	48
CAMPBELL	15	GRAYSON	9	LETCHER	4	NICHOLAS	3	WASHINGTON	8
CARLISLE	1	GREEN	3	LEWIS	1	OHIO	9	WAYNE	11
CARROLL	3	GREENUP	8	LINCOLN	10	OLDHAM	11	WEBSTER	4
CARTER	6	HANCOCK	1	LIVINGSTON	0	OWEN	0	WHITLEY	15
CASEY	0	HARDIN	30	LOGAN	11	OWSLEY	0	WOLFE	3
CHRISTIAN	26	HARLAN	6	LYON	2	PENDLETON	9	WOODFORD	4

# CMS MONTHLY REPORT DATA

Additional metrics are included in the monthly report to CMS. The following table highlights key information regarding the renewals due during the November Reporting Period. The full report can be accessed at <https://medicaidunwinding.ky.gov>.

## Approvals Breakdown

- 22,024 were renewed on an *ex parte* basis
- 8,170 were approved through completing a pre-populated form

## Terminations Breakdown

- 1,167 were determined ineligible for Medicaid
- 67 were terminated for procedural reasons (i.e., failure to respond)

## Pending Cases Breakdown

- 7,107 were extended due to flexibilities and strategies
- 5 cases are pending document processing