



KENTUCKY MEDICAID UNWINDING DEMOGRAPHIC REPORT

May 2024

INTRODUCTION

During the COVID-19 Public Health Emergency (PHE) the Kentucky Department for Medicaid Services (DMS) made sure that all Medicaid beneficiaries kept their coverage and paused all annual renewals. But DMS has resumed annual renewals for Medicaid members. All Medicaid and KCHIP members are undergoing a renewal of their eligibility for coverage since Kentucky resumed annual renewals starting in April 2023 for Medicaid members with a renewal date of May 31, 2023. These renewals will be spread out over 12 months. Those who are determined to be eligible will continue to receive Medicaid coverage. Those who are determined to be ineligible for coverage will be removed from Medicaid and connected to alternative coverage options in the state.

This report dives deeper into the demographic breakdowns of Kentucky Medicaid renewals, pending, and terminated in May 2024.

SNAPSHOT

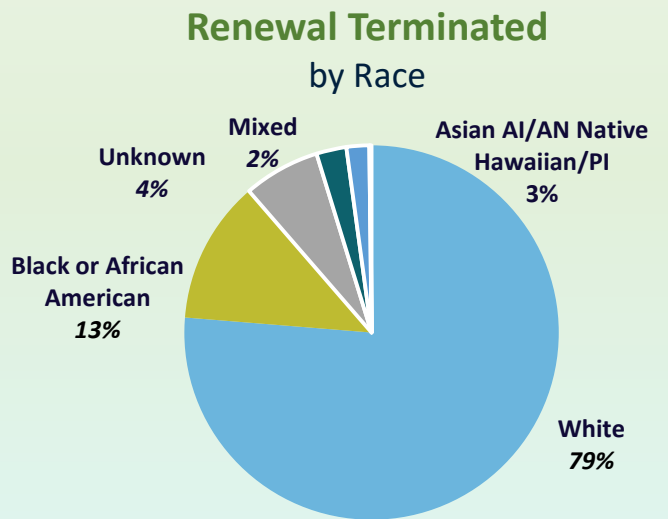
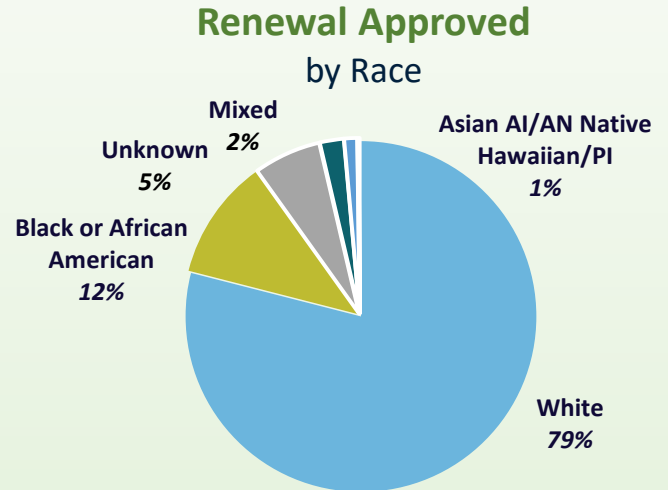
A total of 51,328 individuals who had their renewal due on April 31 were determined eligible for renewed coverage. 25,5862 individuals have been determined ineligible based on eligibility requirements and have been terminated. For individuals who were terminated on May 31 and have supplied requested information for eligibility determination, 1,228 renewals have been reinstated as of the finalization of this report.

Note: DMS is unable to track enrollment in coverage outside the state of Kentucky. For example, a significant number of individuals are estimated to have gained health coverage through an employer, meaning that individuals who do not come back to renew should not be assumed to be uninsured.

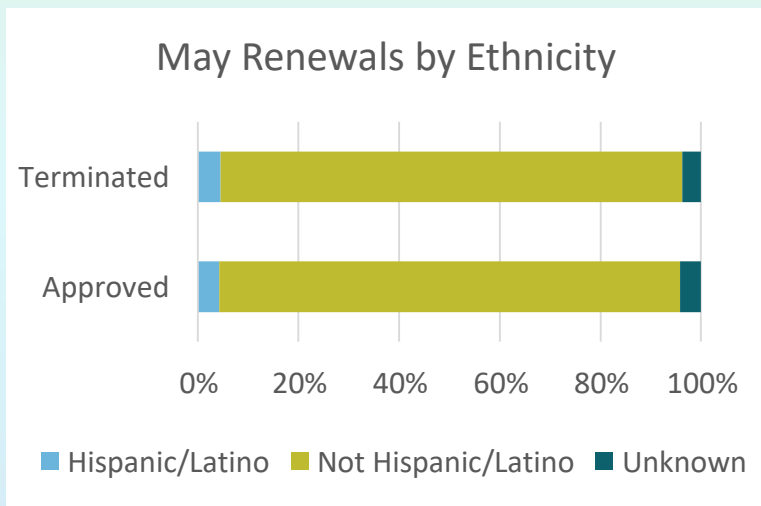
RACE AND ETHNICITY DATA

Renewals for May 2024 are categorized by race and ethnicity below.

May2024 Kentucky Renewals		
Race	Approved	Terminated
White	40,540	19,725
Black or African American	5,717	3,201
Unknown	3,192	1,705
Mixed	1,139	676
Asian	625	506
American Indian or Alaskan Native	61	21
Native Hawaiian or Other Pacific Islander	54	28
Total	51,328	25,862



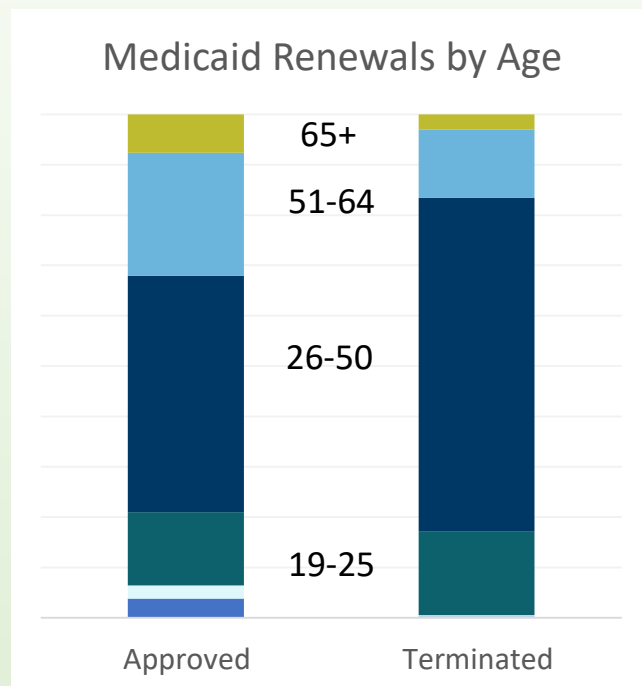
May 2024 Kentucky Renewals		
Ethnicity	Approved	Terminated
Hispanic/Latino	2,159	1,436
Not Hispanic/Latino	47,036	23,250
Unknown	2,133	1,176
Total	51,328	25,862



AGE DATA

Renewals for May 2024 are categorized by age below.

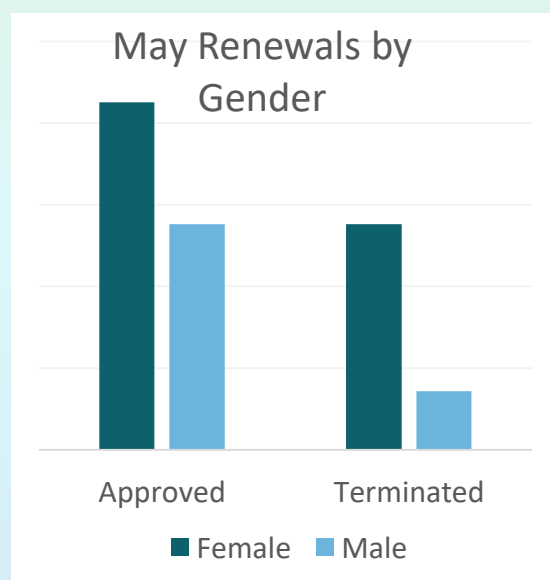
May 2024 Kentucky Renewals		
Age Group	Approved	Terminated
0-6	1,958	78
7-18	1,335	54
19-25	7,490	4,290
26-50	24,061	17,153
51-64	12,573	3,504
65+*	3,911	783
Total	51,328	25,862



Note – Continuous coverage for children is currently being implemented across the state. As a result, children were only terminated for reasons such as change in state residency or request for discontinuance.

GENDER DATA

Renewals for May 2024 are categorized by gender below.



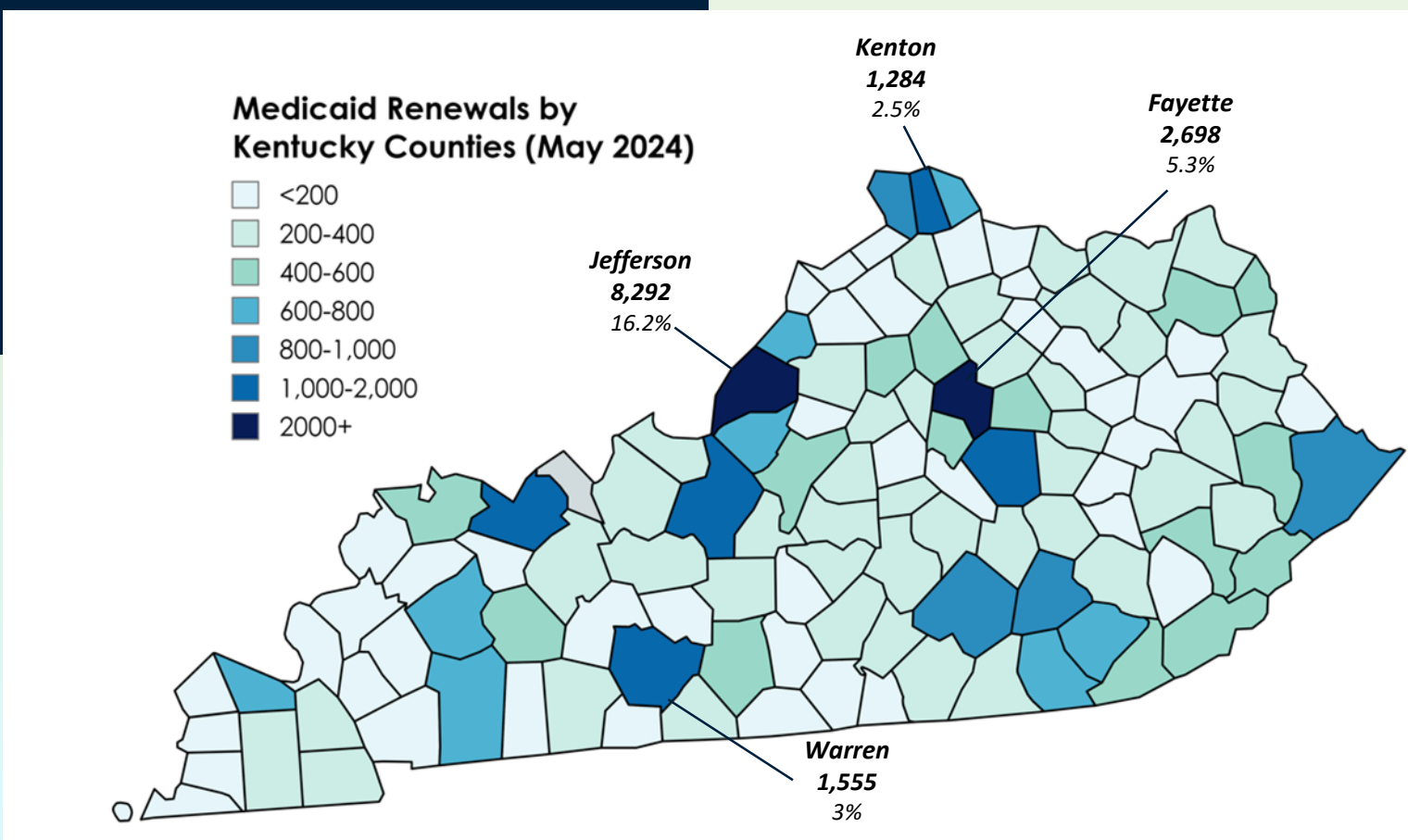
May 2024 Kentucky Renewals		
Gender	Approved	Terminated
Female	26,776	15,078
Male	25,551	10,784
Total	51,327*	25,862

*One member record indicated 'unknown' gender. Total Approvals remains 51,228

REGIONAL DATA

This map represents the number of Medicaid renewals approved in each Kentucky county in May 2024.

May Medicaid Approvals



REGIONAL DATA

This table represents the number of Medicaid renewal approvals in each Kentucky county in May 2024.

May 2024 Kentucky Renewals

County	Approved	County	Approved	County	Approved	County	Approved	County	Approved
ADAIR	373	CLARK	424	HARRISON	233	MADISON	1036	PERRY	530
ALLEN	250	CLAY	337	HART	291	MAGOFFIN	224	PIKE	949
ANDERSON	206	CLINTON	173	HENDERSON	503	MARION	222	POWELL	217
BALLARD	89	CRITTENDEN	92	HENRY	128	MARSHALL	344	PULASKI	974
BARREN	553	CUMBERLAND	115	HICKMAN	54	MARTIN	160	ROBERTSON	34
BATH	118	DAVISS	1024	HOPKINS	612	MASON	259	ROCKCASTLE	237
BELL	501	EDMONSON	168	JACKSON	239	MCCRACKEN	681	ROWAN	328
BOONE	874	ELLIOTT	126	JEFFERSON	8292	MCCREARY	362	RUSSELL	296
BOURBON	250	ESTILL	236	JESSAMINE	535	MCLEAN	91	SCOTT	467
BOYD	537	FAYETTE	2698	JOHNSON	359	MEADE	255	SHELBY	323
BOYLE	261	FLEMING	220	KENTON	1284	MENIFEE	100	SIMPSON	174
BRACKEN	89	FLOYD	595	KNOTT	294	MERCER	243	SPENCER	125
BREATHITT	229	FRANKLIN	463	KNOX	609	METCALFE	186	TAYLOR	361
BRECKINRIDGE	289	FULTON	88	LARUE	211	MONROE	177	TODD	162
BULLITT	661	GALLATIN	94	LAUREL	999	MONTGOMERY	345	TRIGG	173
BUTLER	173	GARRARD	192	LAWRENCE	210	MORGAN	165	TRIMBLE	82
CALDWELL	140	GRANT	271	LEE	125	MUHLENBERG	475	UNION	127
CALLOWAY	368	GRAVES	374	LESLIE	180	NELSON	428	WARREN	1555
CAMPBELL	624	GRAYSON	372	LETCHER	411	NICHOLAS	121	WASHINGTON	222
CARLISLE	52	GREEN	145	LEWIS	231	OHIO	302	WAYNE	347
CARROLL	111	GREENUP	398	LINCOLN	348	OLDHAM	721	WEBSTER	118
CARTER	425	HANCOCK	75	LIVINGSTON	191	OWEN	167	WHITLEY	655
CASEY	260	HARDIN	1078	LOGAN	322	OWSLEY	92	WOLFE	152
CHRISTIAN	682	HARLAN	494	LYON	96	PENDLETON	153	WOODFORD	208

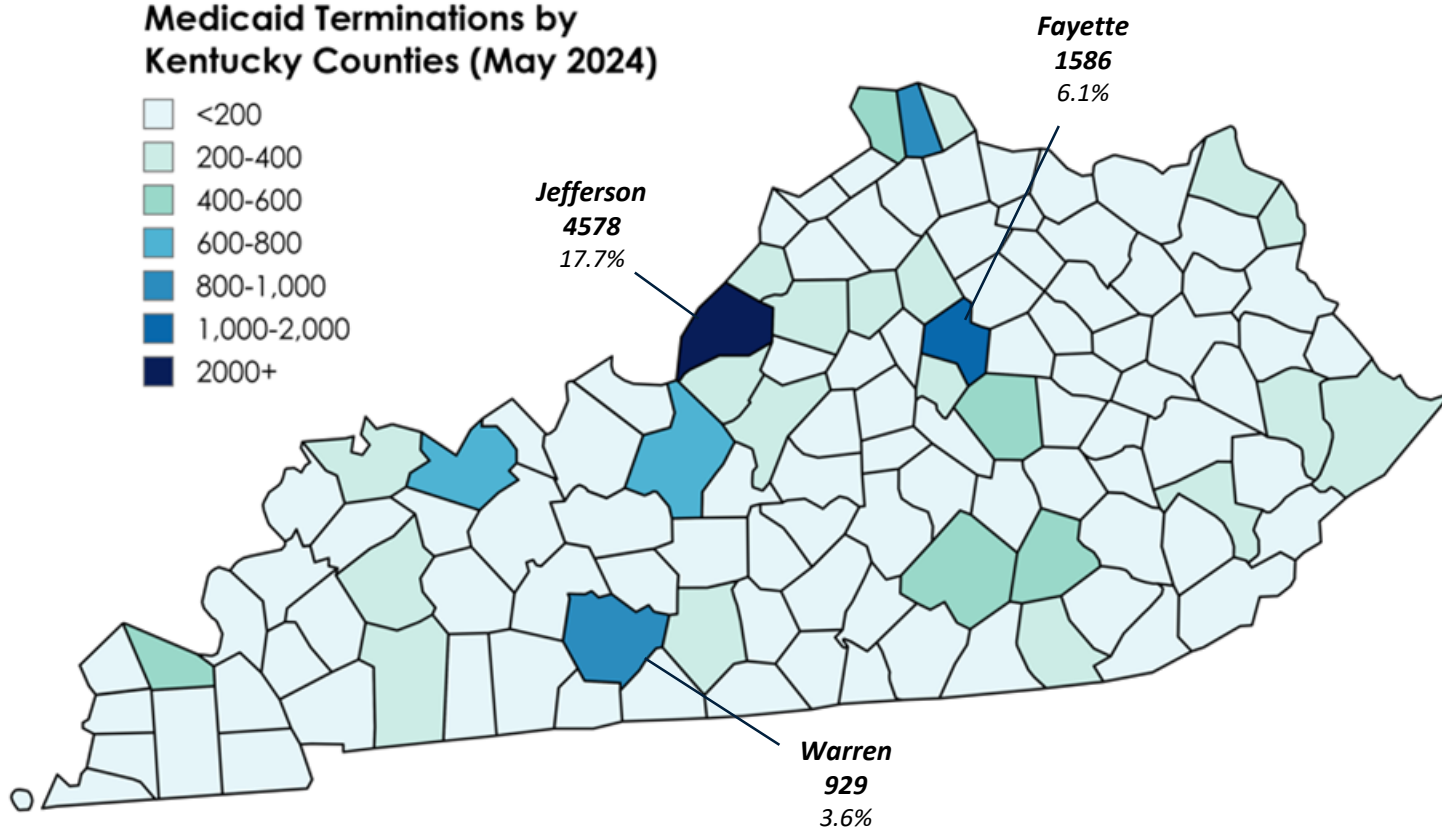
REGIONAL DATA

This map represents the number of Medicaid renewals terminated in each Kentucky county in May 2024.

May Medicaid Terminations

Medicaid Terminations by Kentucky Counties (May 2024)

- <200
- 200-400
- 400-600
- 600-800
- 800-1,000
- 1,000-2,000
- 2000+



REGIONAL DATA

This table represents the number of Medicaid renewal terminations in each Kentucky county in May 2024.

May 2024 Kentucky Renewal Terminations

County	Terminated	County	Terminated	County	Terminated	County	Terminated	County	Terminated
ADAIR	136	CLARK	192	HARRISON	101	MADISON	483	PERRY	209
ALLEN	117	CLAY	151	HART	126	MAGOFFIN	82	PIKE	379
ANDERSON	165	CLINTON	55	HENDERSON	269	MARION	111	POWELL	93
BALLARD	37	CRITTENDEN	33	HENRY	106	MARSHALL	169	PULASKI	412
BARREN	278	CUMBERLAND	25	HICKMAN	27	MARTIN	65	ROBERTSON	10
BATH	102	DAVISS	625	HOPKINS	297	MASON	106	ROCKCASTLE	109
BELL	192	EDMONSON	84	JACKSON	80	MCCRACKEN	435	ROWAN	171
BOONE	591	ELLIOTT	46	JEFFERSON	4578	MCCREARY	117	RUSSELL	137
BOURBON	92	ESTILL	87	JESSAMINE	301	MCLEAN	46	SCOTT	251
BOYD	280	FAYETTE	1586	JOHNSON	164	MEADE	143	SHELBY	236
BOYLE	136	FLEMING	96	KENTON	807	MENIFEE	43	SIMPSON	123
BRACKEN	44	FLOYD	239	KNOTT	84	MERCER	139	SPENCER	74
BREATHITT	74	FRANKLIN	273	KNOX	199	METCALFE	59	TAYLOR	196
BRECKINRIDGE	126	FULTON	58	LARUE	52	MONROE	50	TODD	62
BULLITT	372	GALLATIN	52	LAUREL	67	MONTGOMERY	199	TRIGG	72
BUTLER	81	GARRARD	129	LAWRENCE	12	MORGAN	68	TRIMBLE	51
CALDWELL	67	GRANT	162	LEE	36	MUHLENBERG	189	UNION	59
CALLOWAY	162	GRAVES	197	LESLIE	72	NELSON	283	WARREN	929
CAMPBELL	294	GRAYSON	156	LETCHER	170	NICHOLAS	59	WASHINGTON	106
CARLISLE	28	GREEN	54	LEWIS	94	OHIO	149	WAYNE	113
CARROLL	71	GREENUP	218	LINCOLN	160	OLDHAM	201	WEBSTER	92
CARTER	160	HANCOCK	52	LIVINGSTON	48	OWEN	64	WHITLEY	267
CASEY	95	HARDIN	684	LOGAN	169	OWSLEY	29	WOLFE	46
CHRISTIAN	384	HARLAN	190	LYON	31	PENDLETON	71	WOODFORD	119

CMS MONTHLY REPORT DATA

Additional metrics are included in the monthly report to CMS. The following table highlights key information regarding the renewals due during the May Reporting Period. The full report can be accessed at <https://medicaidunwinding.ky.gov>.

Approvals Breakdown

- 42,747 were renewed on an *ex parte* basis
- 8,787 were approved through completing a pre-populated form

Terminations Breakdown

- 18,541 were determined ineligible for Medicaid
- 18,920 were terminated for procedural reasons (i.e., failure to respond)

Pending Cases Breakdown

- 4,894 were extended due to flexibilities and strategies
- 816 cases are pending document processing