



KENTUCKY MEDICAID UNWINDING DEMOGRAPHIC REPORT

June 2024

INTRODUCTION

During the COVID-19 Public Health Emergency (PHE) the Kentucky Department for Medicaid Services (DMS) made sure that all Medicaid beneficiaries kept their coverage and paused all annual renewals. But DMS has resumed annual renewals for Medicaid members. All Medicaid and KCHIP members are undergoing a renewal of their eligibility for coverage since Kentucky resumed annual renewals starting in April 2023 for Medicaid members with a renewal date of May 31, 2023. These renewals will be spread out over 12 months. Those who are determined to be eligible will continue to receive Medicaid coverage. Those who are determined to be ineligible for coverage will be removed from Medicaid and connected to alternative coverage options in the state.

This report dives deeper into the demographic breakdowns of Kentucky Medicaid renewals, pending, and terminated in June 2024.

SNAPSHOT

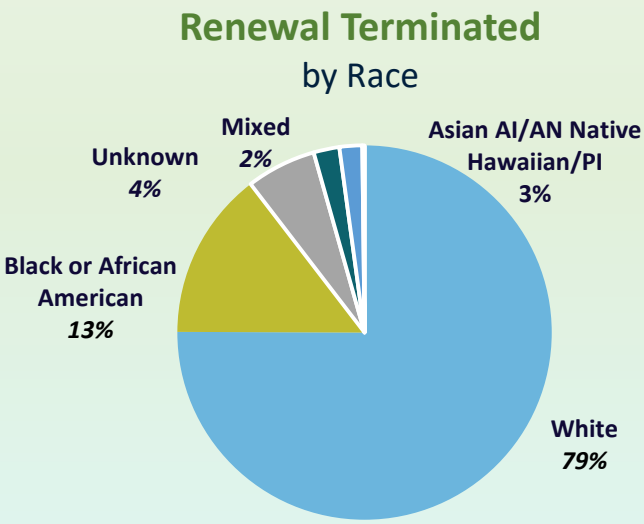
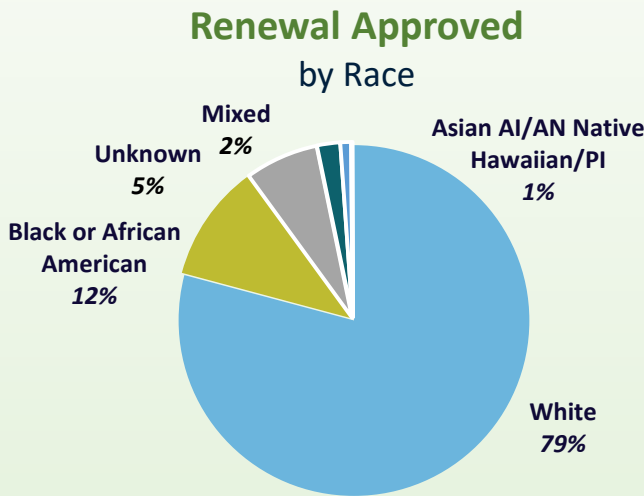
A total of 41,336 individuals who had their renewal due on April 31 were determined eligible for renewed coverage. 1,074 individuals have been determined ineligible based on eligibility requirements and have been terminated. For individuals who were terminated on June 30 and have supplied requested information for eligibility determination, 132 renewals have been reinstated as of the finalization of this report.

Note: DMS is unable to track enrollment in coverage outside the state of Kentucky. For example, a significant number of individuals are estimated to have gained health coverage through an employer, meaning that individuals who do not come back to renew should not be assumed to be uninsured.

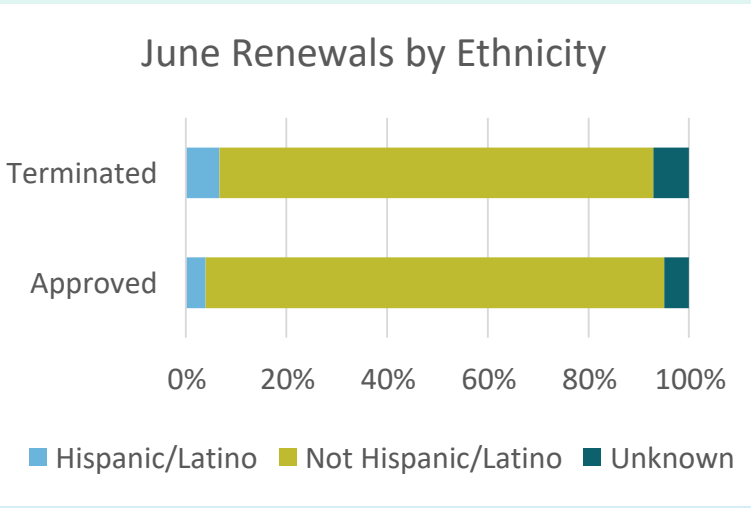
RACE AND ETHNICITY DATA

Renewals for June 2024 are categorized by race and ethnicity below.

June2024 Kentucky Renewals		
Race	Approved	Terminated
White	32,720	806
Black or African American	4,460	156
Unknown	2,881	65
Mixed	878	24
Asian	399	21
American Indian or Alaskan Native	41	2
Native Hawaiian or Other Pacific Islander	27	0
Total	41,336	1,074



June 2024 Kentucky Renewals		
Ethnicity	Approved	Terminated
Hispanic/Latino	1,615	71
Not Hispanic/Latino	37,679	927
Unknown	2,042	76
Total	41,336	1,074

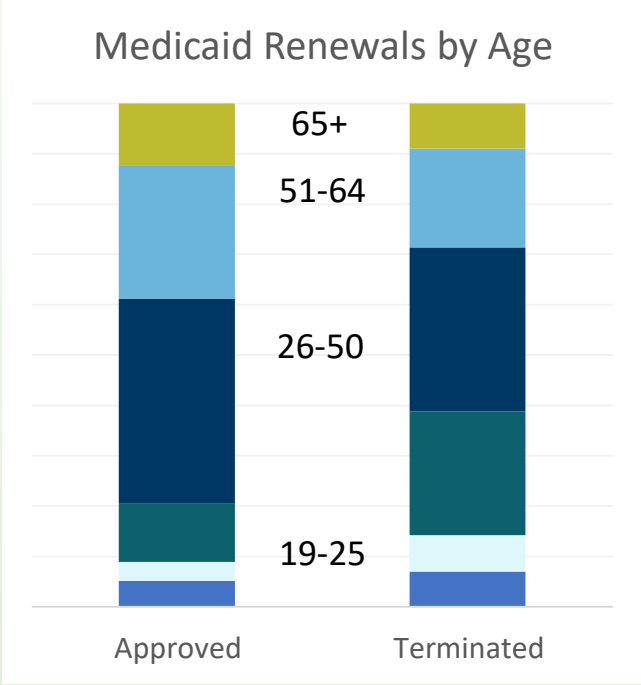


AGE DATA

Renewals for June 2024 are categorized by age below.

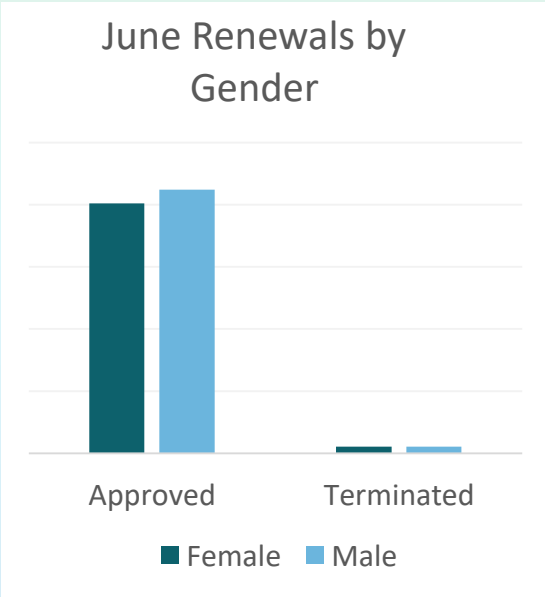
June 2024 Kentucky Renewals		
Age Group	Approved	Terminated
0-6	2,131	75
7-18	1,565	78
19-25	4,770	263
26-50	16,820	350
51-64	10,984	212
65+*	5,066	96
Total	41,336	1,074

Note – Continuous coverage for children is currently being implemented across the state. As a result, children were only terminated for reasons such as change in state residency or request for discontinuance.



GENDER DATA

Renewals for June 2024 are categorized by gender below.



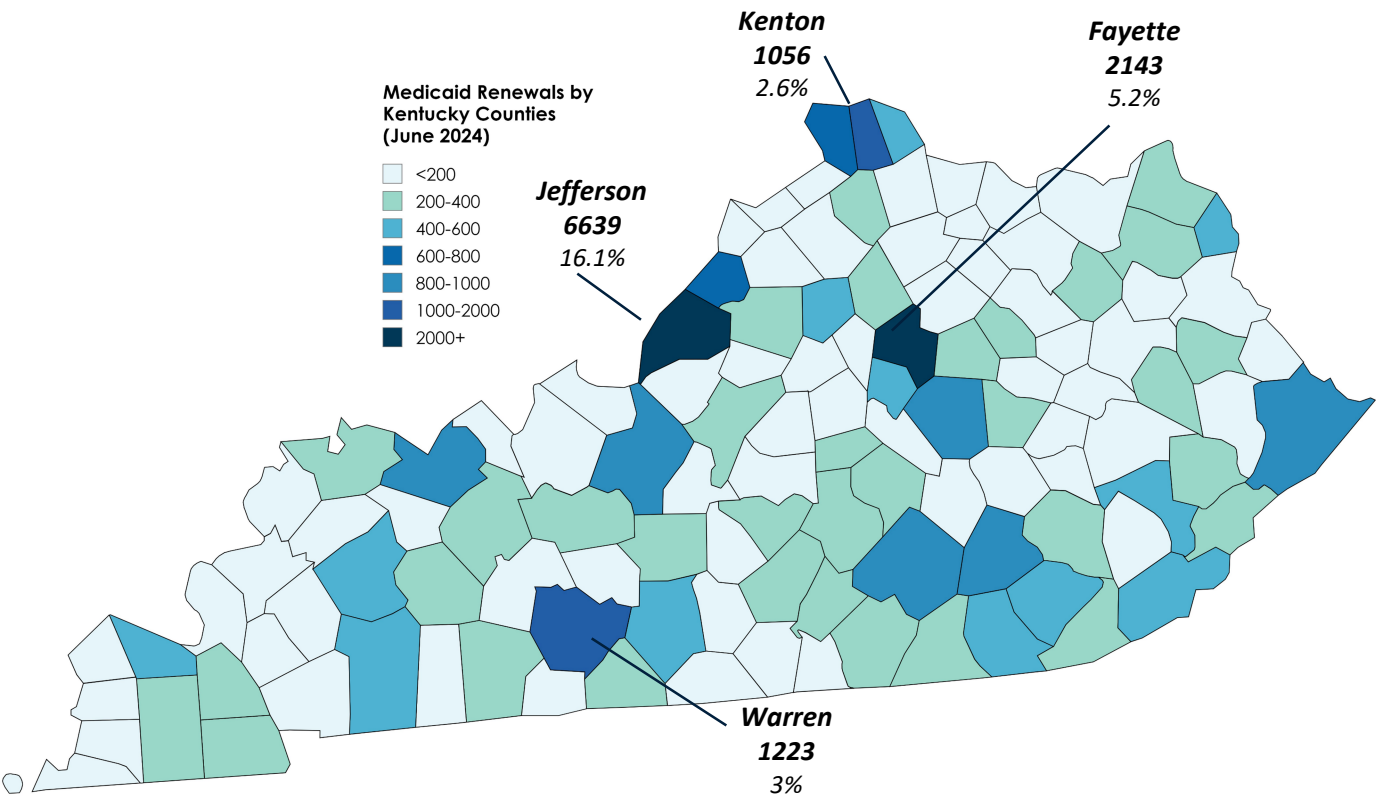
June 2024 Kentucky Renewals		
Gender	Approved	Terminated
Female	20,113	544
Male	21,222	530
Total	41,335*	1,074

*One member record indicated 'unknown' gender. Total Approvals remains 41,335

REGIONAL DATA

This map represents the number of Medicaid renewals approved in each Kentucky county in June 2024.

June Medicaid Approvals



REGIONAL DATA

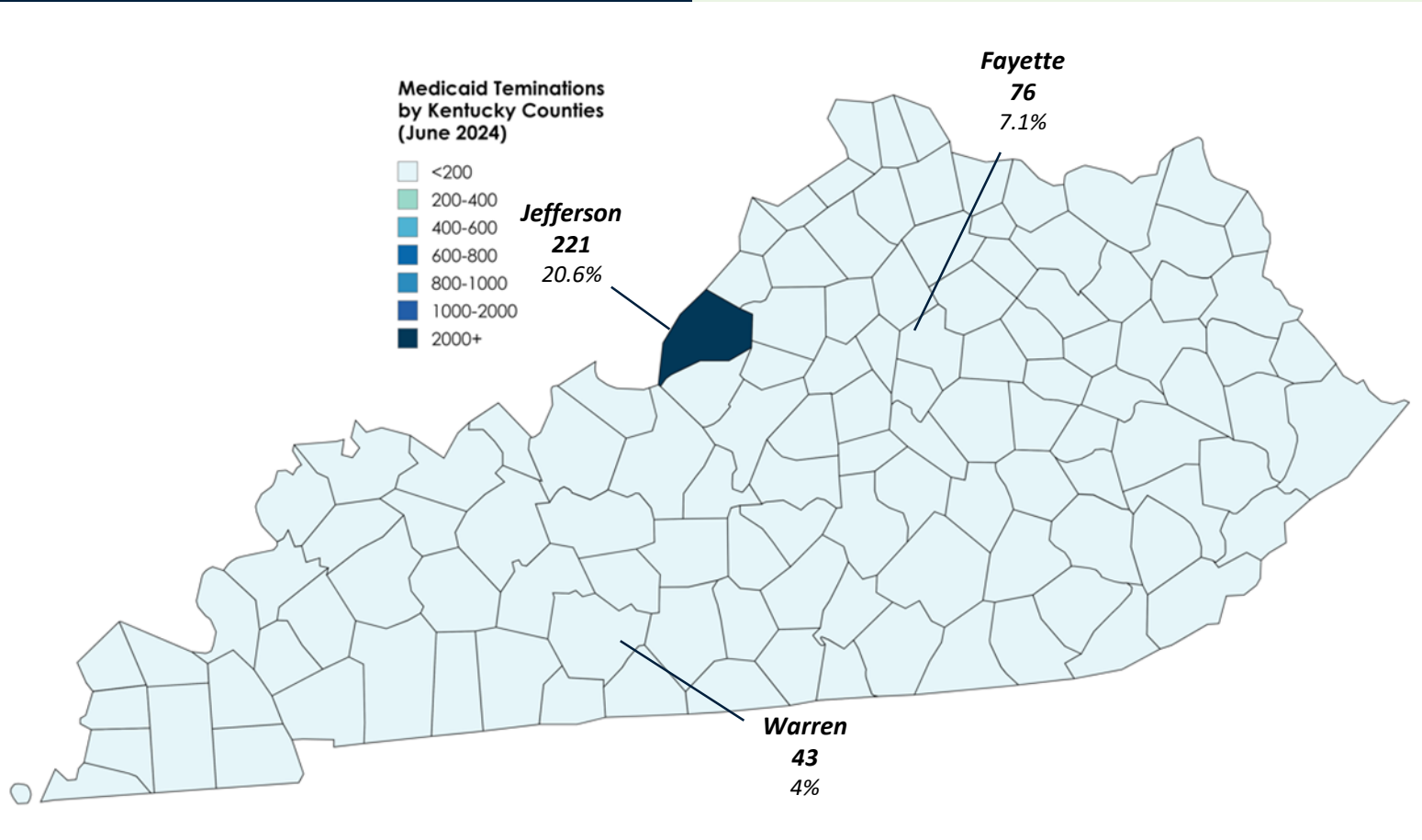
This table represents the number of Medicaid renewal approvals in each Kentucky county in June 2024.

June 2024 Kentucky Renewals									
County	Approved	County	Approved	County	Approved	County	Approved	County	Approved
ADAIR	282	CLARK	362	HARRISON	168	MADISON	864	PERRY	423
ALLEN	204	CLAY	334	HART	242	MAGOFFIN	202	PIKE	811
ANDERSON	147	CLINTON	167	HENDERSON	341	MARION	149	POWELL	117
BALLARD	62	CRITTENDEN	68	HENRY	102	MARSHALL	250	PULASKI	833
BARREN	451	CUMBERLAND	102	HICKMAN	52	MARTIN	139	ROBERTSON	21
BATH	174	DAVIESS	849	HOPKINS	410	MASON	179	ROCKCASTLE	187
BELL	392	EDMONSON	143	JACKSON	197	MCCRACKEN	590	ROWAN	267
BOONE	665	ELLIOTT	86	JEFFERSON	6639	MCCREARY	251	RUSSELL	228
BOURBON	175	ESTILL	226	JESSAMINE	427	MCLEAN	88	SCOTT	344
BOYD	533	FAYETTE	2143	JOHNSON	258	MEADE	194	SHELBY	253
BOYLE	255	FLEMING	153	KENTON	1056	MENIFEE	93	SIMPSON	169
BRACKEN	70	FLOYD	524	KNOTT	206	MERCER	172	SPENCER	97
BREATHITT	192	FRANKLIN	417	KNOX	476	METCALFE	142	TAYLOR	247
BRECKINRIDGE	183	FULTON	86	LARUE	106	MONROE	154	TODD	114
BULLITT	527	GALLATIN	77	LAUREL	801	MONTGOMERY	300	TRIGG	142
BUTLER	129	GARRARD	172	LAWRENCE	192	MORGAN	131	TRIMBLE	57
CALDWELL	120	GRANT	258	LEE	106	MUHLENBERG	350	UNION	125
CALLOWAY	291	GRAVES	384	LESLIE	180	NELSON	333	WARREN	1223
CAMPBELL	572	GRAYSON	282	LETCHER	303	NICHOLAS	102	WASHINGTON	178
CARLISLE	56	GREEN	102	LEWIS	170	OHIO	241	WAYNE	262
CARROLL	101	GREENUP	322	LINCOLN	278	OLDHAM	798	WEBSTER	95
CARTER	305	HANCOCK	67	LIVINGSTON	82	OWEN	88	WHITLEY	540
CASEY	205	HARDIN	817	LOGAN	240	OWSLEY	84	WOLFE	119
CHRISTIAN	489	HARLAN	423	LYON	51	PENDLETON	127	WOODFORD	151

REGIONAL DATA

This map represents the number of Medicaid renewals terminated in each Kentucky county in June 2024.

June Medicaid Terminations



REGIONAL DATA

This table represents the number of Medicaid renewal terminations in each Kentucky county in June 2024.

June 2024 Kentucky Renewal Terminations									
County	Terminated	County	Terminated	County	Terminated	County	Terminated	County	Terminated
ADAIR	8	CLARK	8	HARRISON	1	MADISON	18	PERRY	4
ALLEN	11	CLAY	8	HART	1	MAGOFFIN	4	PIKE	10
ANDERSON	1	CLINTON	5	HENDERSON	6	MARION	7	POWELL	6
BALLARD	0	CRITTENDEN	2	HENRY	3	MARSHALL	5	PULASKI	25
BARREN	12	CUMBERLAND	2	HICKMAN	1	MARTIN	3	ROBERTSON	2
BATH	1	DAVIESS	17	HOPKINS	13	MASON	3	ROCKCASTLE	4
BELL	12	EDMONSON	6	JACKSON	1	MCCRACKEN	16	ROWAN	4
BOONE	24	ELLIOTT	0	JEFFERSON	221	MCCREARY	7	RUSSELL	5
BOURBON	6	ESTILL	6	JESSAMINE	4	MCLEAN	4	SCOTT	9
BOYD	5	FAYETTE	76	JOHNSON	3	MEADE	5	SHELBY	3
BOYLE	5	FLEMING	9	KENTON	19	MENIFEE	1	SIMPSON	6
BRACKEN	2	FLOYD	19	KNOTT	5	MERCER	8	SPENCER	1
BREATHITT	5	FRANKLIN	9	KNOX	9	METCALFE	1	TAYLOR	3
BRECKINRIDGE	5	FULTON	2	LARUE	3	MONROE	3	TODD	9
BULLITT	9	GALLATIN	2	LAUREL	21	MONTGOMERY	13	TRIGG	6
BUTLER	3	GARRARD	3	LAWRENCE	3	MORGAN	4	TRIMBLE	1
CALDWELL	2	GRANT	6	LEE	4	MUHLENBERG	10	UNION	5
CALLOWAY	13	GRAVES	9	LESLIE	1	NELSON	13	WARREN	43
CAMPBELL	11	GRAYSON	6	LETCHER	8	NICHOLAS	1	WASHINGTON	3
CARLISLE	0	GREEN	3	LEWIS	3	OHIO	6	WAYNE	9
CARROLL	2	GREENUP	2	LINCOLN	4	OLDHAM	6	WEBSTER	1
CARTER	6	HANCOCK	0	LIVINGSTON	0	OWEN	3	WHITLEY	6
CASEY	3	HARDIN	32	LOGAN	3	OWSLEY	0	WOLFE	3
CHRISTIAN	13	HARLAN	9	LYON	2	PENDLETON	0	WOODFORD	8

CMS MONTHLY REPORT DATA

Additional metrics are included in the monthly report to CMS. The following table highlights key information regarding the renewals due during the June Reporting Period. The full report can be accessed at <https://medicaidunwinding.ky.gov>.

Approvals Breakdown

- 38,037 were renewed on an *ex parte* basis
- 3,299 were approved through completing a pre-populated form

Terminations Breakdown

- 1,213 were determined ineligible for Medicaid
- 11,974 were terminated for procedural reasons (i.e., failure to respond)

Pending Cases Breakdown

- 4,435 were extended due to flexibilities and strategies
- 1 cases are pending document processing