



KENTUCKY MEDICAID UNWINDING DEMOGRAPHIC REPORT

February 2025

INTRODUCTION

During the COVID-19 Public Health Emergency (PHE) the Kentucky Department for Medicaid Services (DMS) made sure that all Medicaid beneficiaries kept their coverage and paused all annual renewals. At this time, DMS has returned to normal activities and resumed conducting annual renewals for Medicaid members. This means that all Medicaid and KCHIP members undergo a redetermination of their eligibility every 12 months. Those who are determined to be eligible will continue to receive Medicaid coverage. Those who are determined to be ineligible for coverage will be removed from Medicaid and connected to alternative coverage options in the state.

This report dives deeper into the demographic breakdowns of Kentucky Medicaid renewals, pending, and terminated in February 2025.

SNAPSHOT

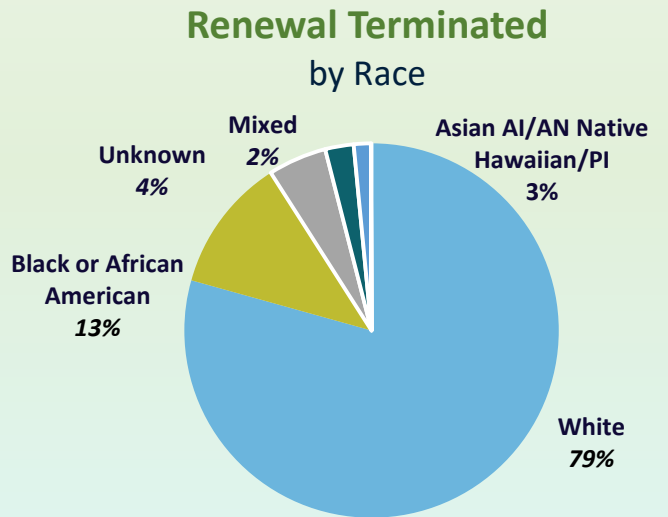
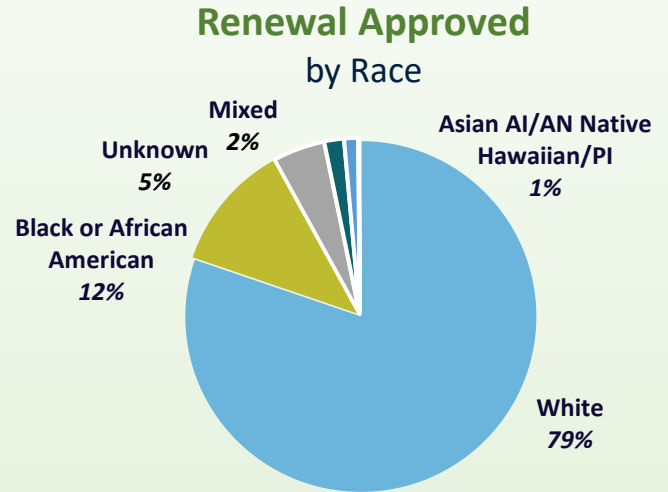
A total of 59,672 individuals who had their renewal due on February 28 were determined eligible for renewed coverage. 1,703 total individuals had their coverage terminated as of February 28. 1,688 of those individuals were determined ineligible based on eligibility requirements and have been terminated. For individuals who were terminated on February 28 and have supplied requested information for eligibility determination, 236 renewals have been reinstated as of the finalization of this report.

Note: DMS is unable to track enrollment in coverage outside the state of Kentucky. For example, a significant number of individuals are estimated to have gained health coverage through an employer, meaning that individuals who do not come back to renew should not be assumed to be uninsured.

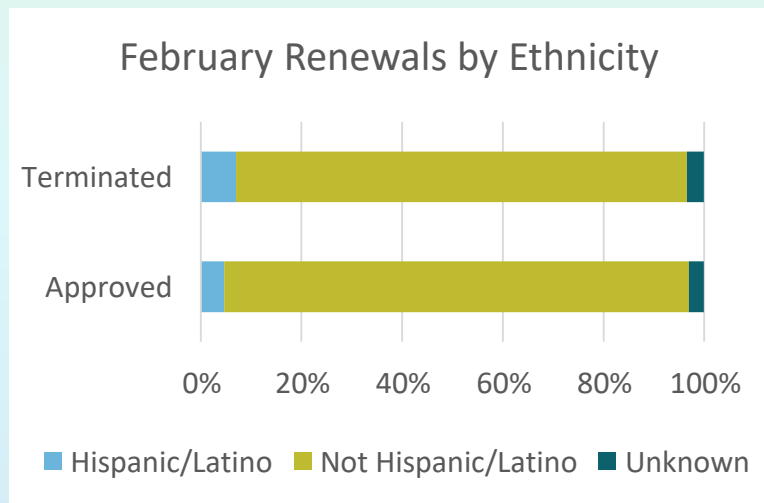
RACE AND ETHNICITY DATA

Renewals for February 2025 are categorized by race and ethnicity below.

February 2025 Kentucky Renewals		
Race	Approved	Terminated
White	47,879	1,351
Black or African American	7,007	198
Unknown	2,859	86
Mixed	1,072	42
Asian	757	25
American Indian or Alaskan Native	46	0
Native Hawaiian or Other Pacific Islander	52	1
Total	59,672	1,703



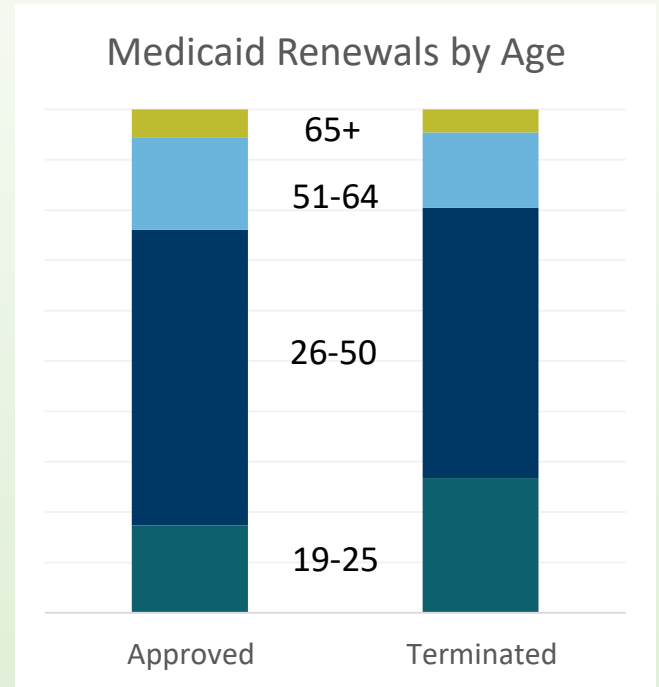
February 2025 Kentucky Renewals		
Ethnicity	Approved	Terminated
Hispanic/Latino	2,779	119
Not Hispanic/Latino	55,809	1,526
Unknown	1,804	58
Total	59,672	1,703



AGE DATA

Renewals for February 2025 are categorized by age below.

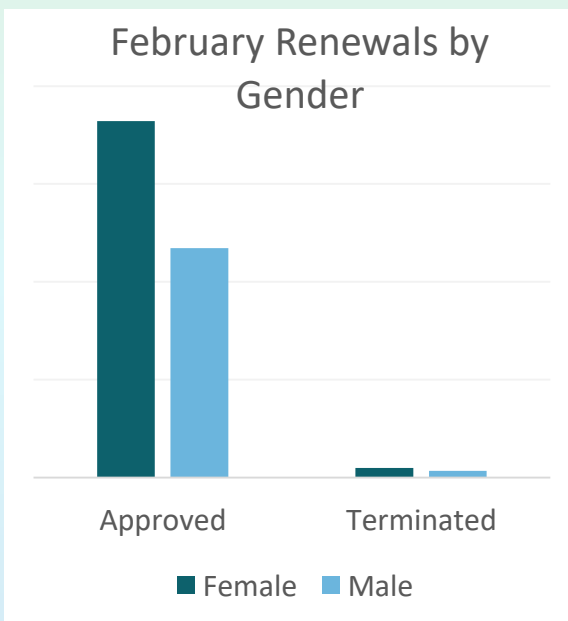
February 2025 Kentucky Renewals		
Age Group	Approved	Terminated
0-6	46	0
7-18	27	0
19-25	10,279	456
26-50	35,013	914
51-64	10,996	254
65+*	3,311	78
Total	59,672	1,703



Note – Continuous coverage for children is currently being implemented across the state. As a result, children were only terminated for reasons such as change in state residency or request for discontinuance.

GENDER DATA

Renewals for February 2025 are categorized by gender below.

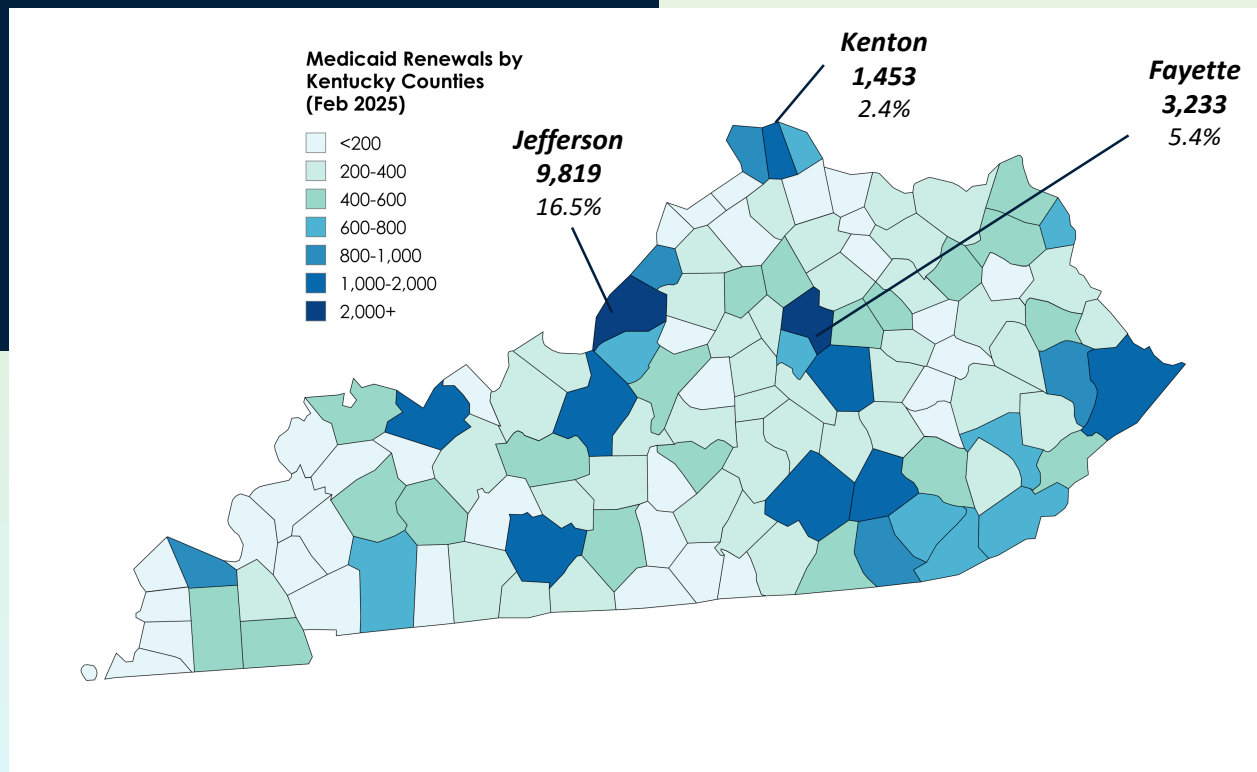


February 2025 Kentucky Renewals		
Gender	Approved	Terminated
Female	36,248	996
Male	23,424	707
Total	59,672	1,703

REGIONAL DATA

This map represents the number of Medicaid renewals approved in each Kentucky county in February 2025.

February Medicaid Approvals



Warren
1,555
3%

REGIONAL DATA

This table represents the number of Medicaid renewal approvals in each Kentucky county in February 2025.

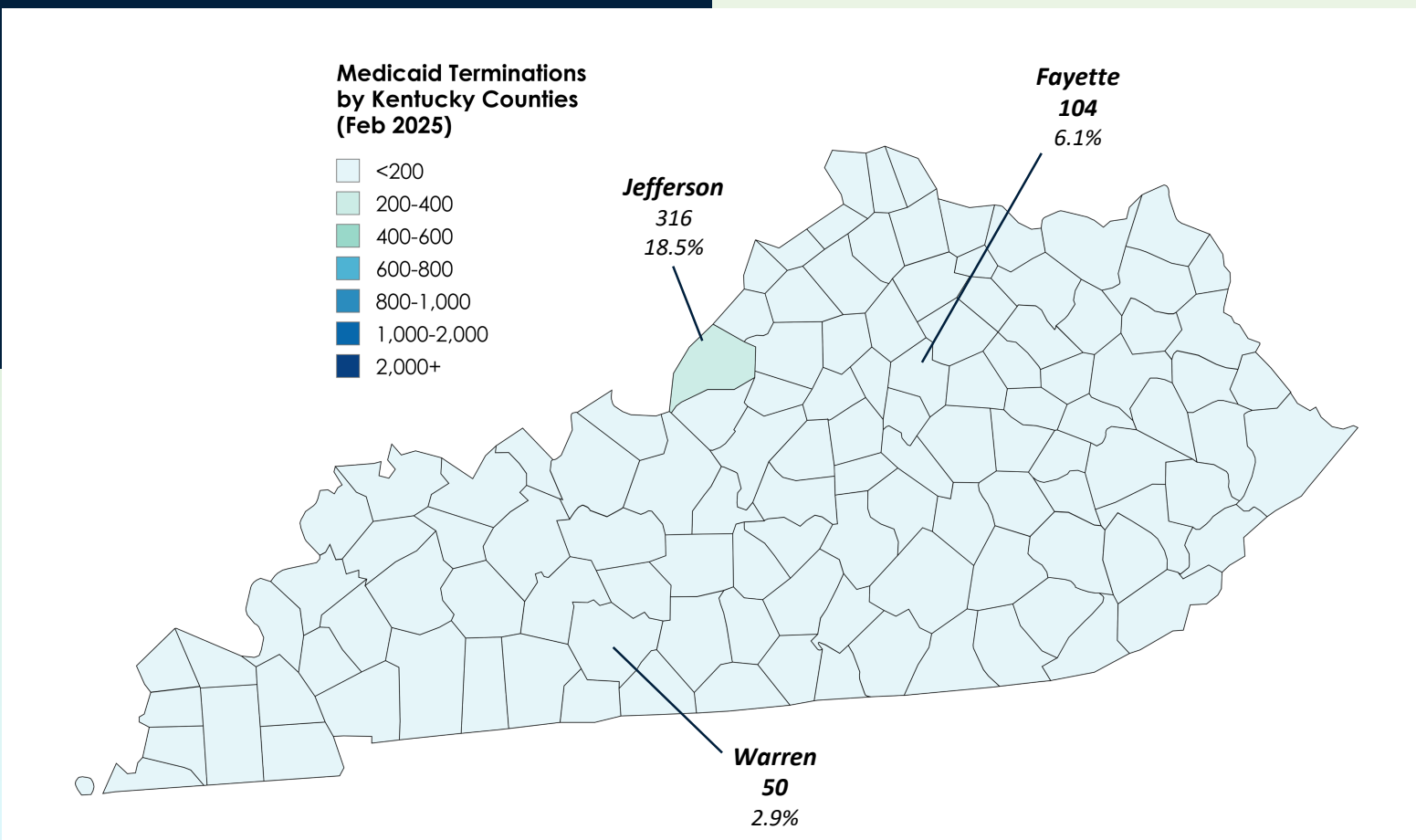
February 2025 Kentucky Renewals

County	Approved	County	Approved	County	Approved	County	Approved	County	Approved
ADAIR	380	CLARK	486	HARRISON	238	MADISON	1143	PERRY	652
ALLEN	310	CLAY	471	HART	321	MAGOFFIN	296	PIKE	1110
ANDERSON	238	CLINTON	199	HENDERSON	542	MARION	242	POWELL	248
BALLARD	104	CRITTENDEN	104	HENRY	201	MARSHALL	322	PULASKI	1234
BARREN	592	CUMBERLAND	131	HICKMAN	60	MARTIN	232	ROBERTSON	32
BATH	263	DAVISS	1203	HOPKINS	579	MASON	294	ROCKCASTLE	298
BELL	607	EDMONSON	229	JACKSON	276	MCCRACKEN	828	ROWAN	419
BOONE	861	ELLIOTT	135	JEFFERSON	9819	MCCREARY	417	RUSSELL	331
BOURBON	252	ESTILL	287	JESSAMINE	672	MCLEAN	107	SCOTT	505
BOYD	666	FAYETTE	3233	JOHNSON	442	MEADE	269	SHELBY	338
BOYLE	387	FLEMING	225	KENTON	1453	MENIFEE	150	SIMPSON	236
BRACKEN	112	FLOYD	802	KNOTT	351	MERCER	264	SPENCER	138
BREATHITT	310	FRANKLIN	548	KNOX	768	METCALFE	174	TAYLOR	406
BRECKINRIDGE	285	FULTON	84	LARUE	226	MONROE	197	TODD	153
BULLITT	661	GALLATIN	84	LAUREL	1149	MONTGOMERY	431	TRIGG	184
BUTLER	193	GARRARD	270	LAWRENCE	303	MORGAN	210	TRIMBLE	107
CALDWELL	160	GRANT	313	LEE	181	MUHLENBERG	469	UNION	169
CALLOWAY	422	GRAVES	471	LESLIE	269	NELSON	490	WARREN	1735
CAMPBELL	729	GRAYSON	421	LETCHER	462	NICHOLAS	141	WASHINGTON	197
CARLISLE	60	GREEN	179	LEWIS	277	OHIO	351	WAYNE	377
CARROLL	142	GREENUP	480	LINCOLN	398	OLDHAM	823	WEBSTER	143
CARTER	488	HANCOCK	113	LIVINGSTON	113	OWEN	144	WHITLEY	837
CASEY	293	HARDIN	1178	LOGAN	335	OWSLEY	105	WOLFE	154
CHRISTIAN	733	HARLAN	680	LYON	72	PENDLETON	159	WOODFORD	243

REGIONAL DATA

This map represents the number of Medicaid renewals terminated in each Kentucky county in February 2025.

February Medicaid Terminations



REGIONAL DATA

This table represents the number of Medicaid renewal terminations in each Kentucky county in February 2025.

February 2025 Kentucky Renewal Terminations

County	Terminated	County	Terminated	County	Terminated	County	Terminated	County	Terminated
ADAIR	17	CLARK	16	HARRISON	10	MADISON	29	PERRY	10
ALLEN	13	CLAY	10	HART	8	MAGOFFIN	8	PIKE	16
ANDERSON	4	CLINTON	7	HENDERSON	18	MARION	3	POWELL	4
BALLARD	4	CRITTENDEN	2	HENRY	6	MARSHALL	7	PULASKI	41
BARREN	15	CUMBERLAND	3	HICKMAN	0	MARTIN	1	ROBERTSON	0
BATH	14	DAVISS	43	HOPKINS	20	MASON	4	ROCKCASTLE	4
BELL	3	EDMONSON	4	JACKSON	5	MCCRACKEN	27	ROWAN	13
BOONE	26	ELLIOTT	4	JEFFERSON	316	MCCREARY	13	RUSSELL	10
BOURBON	7	ESTILL	3	JESSAMINE	27	MCLEAN	7	SCOTT	12
BOYD	14	FAYETTE	104	JOHNSON	14	MEADE	8	SHELBY	14
BOYLE	9	FLEMING	10	KENTON	48	MENIFEE	1	SIMPSON	11
BRACKEN	1	FLOYD	12	KNOTT	11	MERCER	7	SPENCER	7
BREATHITT	5	FRANKLIN	23	KNOX	15	METCALFE	4	TAYLOR	19
BRECKINRIDGE	10	FULTON	3	LARUE	7	MONROE	3	TODD	3
BULLITT	24	GALLATIN	2	LAUREL	40	MONTGOMERY	13	TRIGG	3
BUTLER	1	GARRARD	10	LAWRENCE	4	MORGAN	8	TRIMBLE	2
CALDWELL	3	GRANT	13	LEE	5	MUHLENBERG	8	UNION	3
CALLOWAY	13	GRAVES	10	LESLIE	1	NELSON	9	WARREN	50
CAMPBELL	10	GRAYSON	16	LETCHER	15	NICHOLAS	3	WASHINGTON	7
CARLISLE	2	GREEN	4	LEWIS	13	OHIO	3	WAYNE	7
CARROLL	5	GREENUP	8	LINCOLN	14	OLDHAM	10	WEBSTER	7
CARTER	7	HANCOCK	2	LIVINGSTON	2	OWEN	5	WHITLEY	9
CASEY	8	HARDIN	54	LOGAN	14	OWSLEY	2	WOLFE	0
CHRISTIAN	19	HARLAN	18	LYON	3	PENDLETON	7	WOODFORD	12

CMS MONTHLY REPORT DATA

Additional metrics are included in the monthly report to CMS. The following table highlights key information regarding the renewals due during the February Reporting Period. The full report can be accessed at <https://medicaidunwinding.ky.gov>.

Approvals Breakdown

- 54,672 were renewed on an *ex parte* basis
- 4,991 were approved through completing a pre-populated form

Terminations Breakdown

- 1,688 were determined ineligible for Medicaid
- 15 were terminated for procedural reasons (i.e., failure to respond)

Pending Cases Breakdown

- 6,387 were extended due to flexibilities and strategies
- 3 case is pending document processing