



KENTUCKY MEDICAID UNWINDING DEMOGRAPHIC REPORT

August 2024

INTRODUCTION

During the COVID-19 Public Health Emergency (PHE) the Kentucky Department for Medicaid Services (DMS) made sure that all Medicaid beneficiaries kept their coverage and paused all annual renewals. At this time, DMS has returned to normal activities and resumed conducting annual renewals for Medicaid members. This means that all Medicaid and KCHIP members undergo a redetermination of their eligibility every 12 months. Those who are determined to be eligible will continue to receive Medicaid coverage. Those who are determined to be ineligible for coverage will be removed from Medicaid and connected to alternative coverage options in the state.

This report dives deeper into the demographic breakdowns of Kentucky Medicaid renewals, pending, and terminated in August 2024.

SNAPSHOT

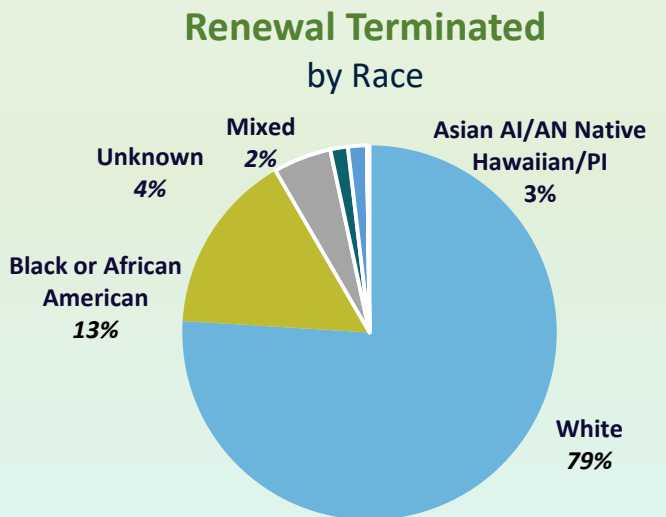
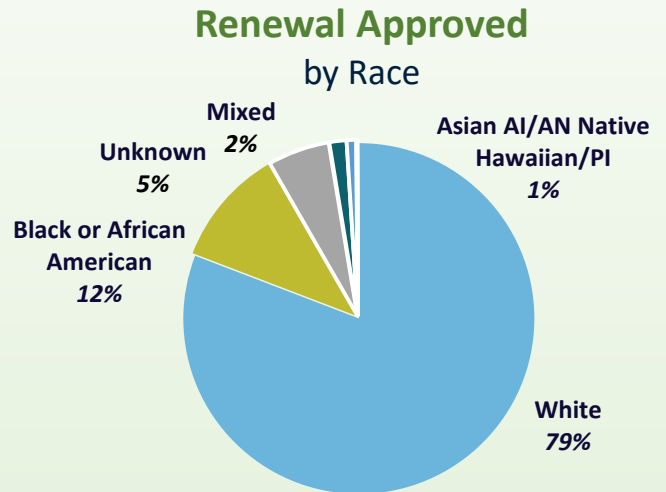
A total of 31,823 individuals who had their renewal due on August 31 were determined eligible for renewed coverage. 979 total individuals had their coverage terminated as of August 31. 939 of those individuals were determined ineligible based on eligibility requirements and have been terminated. For individuals who were terminated on August 31 and have supplied requested information for eligibility determination, 50 renewals have been reinstated as of the finalization of this report.

Note: DMS is unable to track enrollment in coverage outside the state of Kentucky. For example, a significant number of individuals are estimated to have gained health coverage through an employer, meaning that individuals who do not come back to renew should not be assumed to be uninsured.

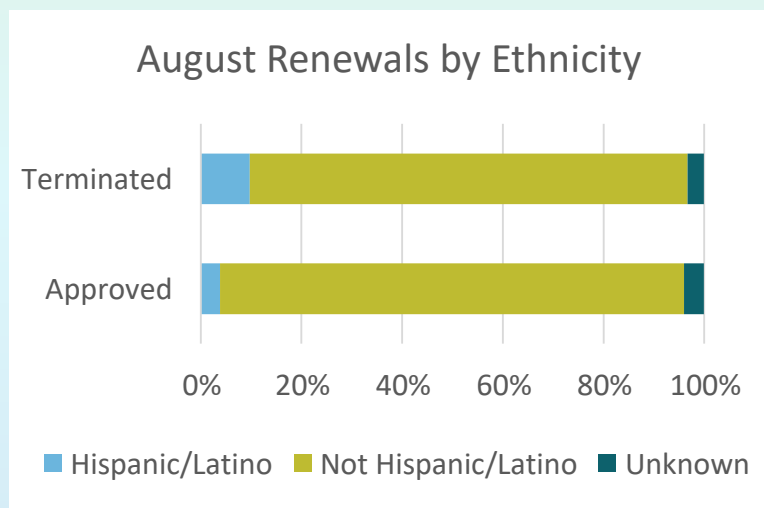
RACE AND ETHNICITY DATA

Renewals for August 2024 are categorized by race and ethnicity below.

August 2024 Kentucky Renewals		
Race	Approved	Terminated
White	25,721	744
Black or African American	3,458	153
Unknown	1,816	49
Mixed	505	15
Asian	278	16
American Indian or Alaskan Native	26	0
Native Hawaiian or Other Pacific Islander	19	2
Total	31,823	979



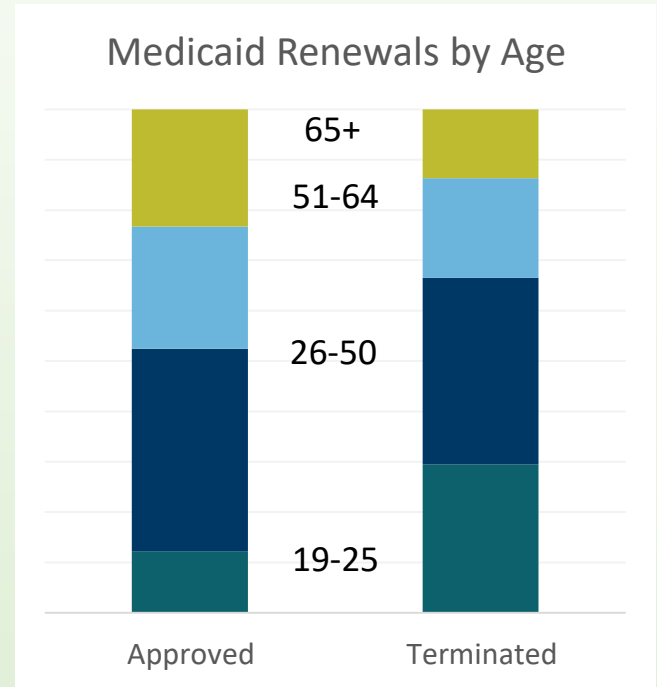
August 2024 Kentucky Renewals		
Ethnicity	Approved	Terminated
Hispanic/Latino	1,209	95
Not Hispanic/Latino	29,356	852
Unknown	1,258	32
Total	31,823	979



AGE DATA

Renewals for August 2024 are categorized by age below.

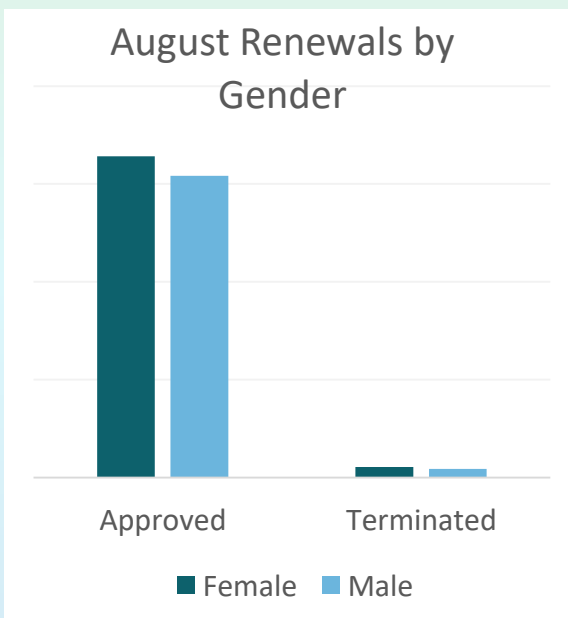
August 2024 Kentucky Renewals		
Age Group	Approved	Terminated
0-6	24	0
7-18	7	1
19-25	3,842	287
26-50	12,807	363
51-64	7,723	194
65+*	7,420	979
Total	31,823	979



Note – Continuous coverage for children is currently being implemented across the state. As a result, children were only terminated for reasons such as change in state residency or request for discontinuance.

GENDER DATA

Renewals for August 2024 are categorized by gender below.

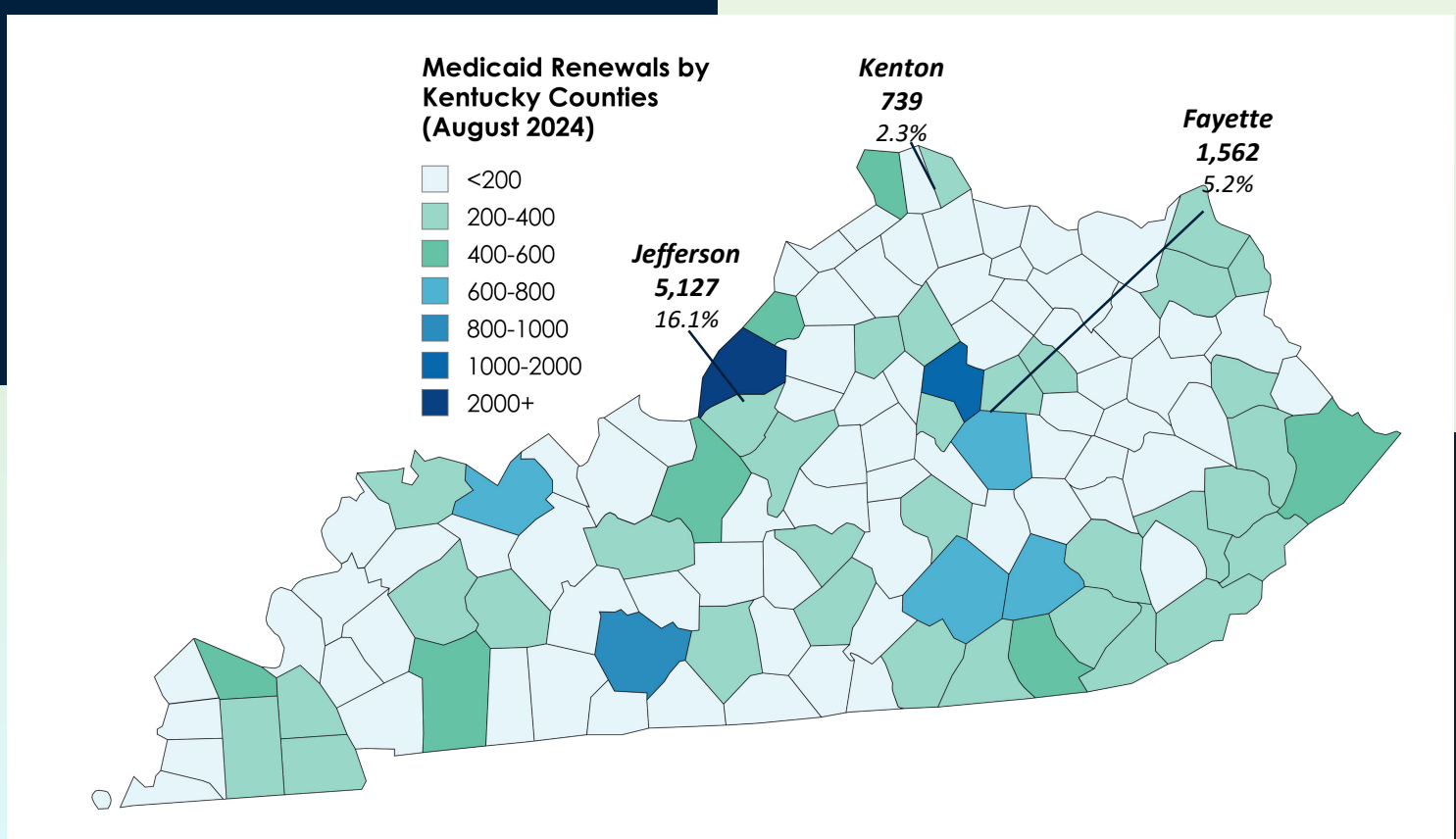


August 2024 Kentucky Renewals		
Gender	Approved	Terminated
Female	16,411	536
Male	15,412	443
Total	31,823	979

REGIONAL DATA

This map represents the number of Medicaid renewals approved in each Kentucky county in August 2024.

August Medicaid Approvals



3%

REGIONAL DATA

This table represents the number of Medicaid renewal approvals in each Kentucky county in August 2024.

August 2024 Kentucky Renewals

County	Approved	County	Approved	County	Approved	County	Approved	County	Approved
ADAIR	229	CLARK	321	HARRISON	133	MADISON	626	PERRY	394
ALLEN	156	CLAY	291	HART	174	MAGOFFIN	194	PIKE	596
ANDERSON	123	CLINTON	117	HENDERSON	260	MARION	119	POWELL	131
BALLARD	56	CRITTENDEN	48	HENRY	88	MARSHALL	200	PULASKI	654
BARREN	396	CUMBERLAND	88	HICKMAN	36	MARTIN	118	ROBERTSON	22
BATH	133	DAVISS	613	HOPKINS	326	MASON	136	ROCKCASTLE	195
BELL	339	EDMONSON	117	JACKSON	159	MCCRACKEN	443	ROWAN	183
BOONE	452	ELLIOTT	62	JEFFERSON	5127	MCCREARY	208	RUSSELL	195
BOURBON	140	ESTILL	153	JESSAMINE	302	MCLEAN	68	SCOTT	241
BOYD	371	FAYETTE	1652	JOHNSON	228	MEADE	128	SHELBY	168
BOYLE	191	FLEMING	141	KENTON	739	MENIFEE	59	SIMPSON	120
BRACKEN	68	FLOYD	392	KNOTT	209	MERCER	146	SPENCER	81
BREATHITT	146	FRANKLIN	279	KNOX	386	METCALFE	120	TAYLOR	208
BRECKINRIDGE	161	FULTON	71	LARUE	125	MONROE	120	TODD	76
BULLITT	361	GALLATIN	52	LAUREL	621	MONTGOMERY	264	TRIGG	74
BUTLER	130	GARRARD	120	LAWRENCE	159	MORGAN	100	TRIMBLE	44
CALDWELL	94	GRANT	167	LEE	102	MUHLENBERG	231	UNION	113
CALLOWAY	215	GRAVES	226	LESLIE	141	NELSON	221	WARREN	825
CAMPBELL	345	GRAYSON	255	LETCHER	253	NICHOLAS	50	WASHINGTON	146
CARLISLE	24	GREEN	95	LEWIS	161	OHIO	174	WAYNE	214
CARROLL	72	GREENUP	265	LINCOLN	236	OLDHAM	599	WEBSTER	79
CARTER	248	HANCOCK	42	LIVINGSTON	61	OWEN	70	WHITLEY	436
CASEY	165	HARDIN	599	LOGAN	188	OWSLEY	71	WOLFE	95
CHRISTIAN	400	HARLAN	363	LYON	32	PENDLETON	89	WOODFORD	124

REGIONAL DATA

This map represents the number of Medicaid renewals terminated in each Kentucky county in August 2024.

August Medicaid Terminations

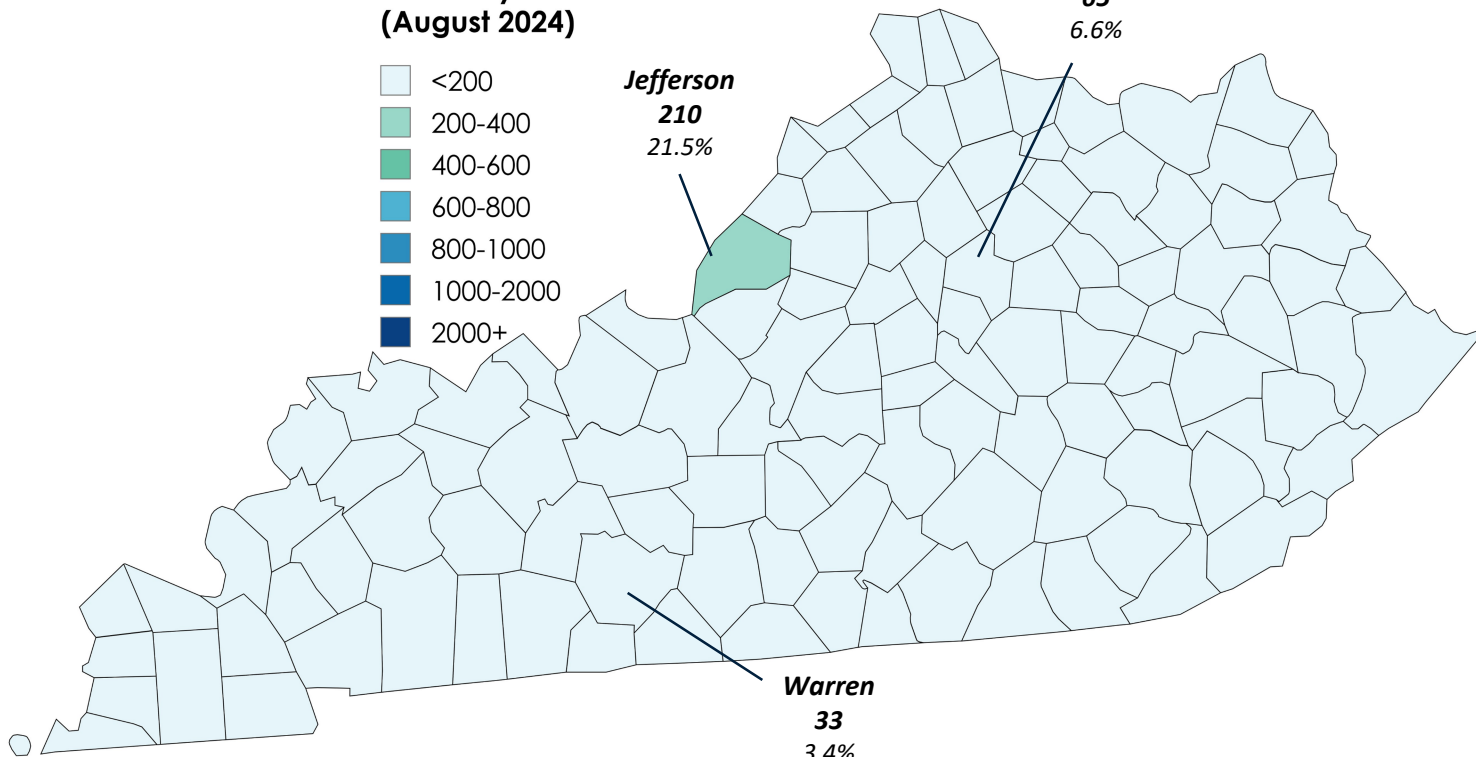
Medicaid Terminations by Kentucky Counties (August 2024)

- <200
- 200-400
- 400-600
- 600-800
- 800-1000
- 1000-2000
- 2000+

Jefferson
210
21.5%

Fayette
65
6.6%

Warren
33
3.4%



REGIONAL DATA

This table represents the number of Medicaid renewal terminations in each Kentucky county in August 2024.

August 2024 Kentucky Renewal Terminations

County	Terminated	County	Terminated	County	Terminated	County	Terminated	County	Terminated
ADAIR	6	CLARK	5	HARRISON	5	MADISON	21	PERRY	7
ALLEN	5	CLAY	6	HART	5	MAGOFFIN	6	PIKE	19
ANDERSON	3	CLINTON	0	HENDERSON	6	MARION	3	POWELL	5
BALLARD	0	CRITTENDEN	2	HENRY	4	MARSHALL	4	PULASKI	17
BARREN	16	CUMBERLAND	1	HICKMAN	3	MARTIN	2	ROBERTSON	2
BATH	3	DAVISS	20	HOPKINS	5	MASON	5	ROCKCASTLE	4
BELL	10	EDMONSON	3	JACKSON	2	MCCRACKEN	13	ROWAN	5
BOONE	17	ELLIOTT	1	JEFFERSON	210	MCCREARY	2	RUSSELL	2
BOURBON	2	ESTILL	3	JESSAMINE	5	MCLEAN	1	SCOTT	13
BOYD	7	FAYETTE	65	JOHNSON	6	MEADE	2	SHELBY	5
BOYLE	8	FLEMING	3	KENTON	22	MENIFEE	4	SIMPSON	2
BRACKEN	0	FLOYD	14	KNOTT	6	MERCER	5	SPENCER	1
BREATHITT	1	FRANKLIN	15	KNOX	10	METCALFE	7	TAYLOR	6
BRECKINRIDGE	6	FULTON	4	LARUE	2	MONROE	3	TODD	1
BULLITT	17	GALLATIN	0	LAUREL	16	MONTGOMERY	6	TRIGG	1
BUTLER	4	GARRARD	4	LAWRENCE	3	MORGAN	3	TRIMBLE	0
CALDWELL	6	GRANT	7	LEE	1	MUHLENBERG	7	UNION	0
CALLOWAY	12	GRAVES	7	LESLIE	4	NELSON	6	WARREN	33
CAMPBELL	10	GRAYSON	5	LETCHER	9	NICHOLAS	1	WASHINGTON	5
CARLISLE	3	GREEN	5	LEWIS	2	OHIO	5	WAYNE	0
CARROLL	3	GREENUP	4	LINCOLN	7	OLDHAM	6	WEBSTER	2
CARTER	5	HANCOCK	0	LIVINGSTON	1	OWEN	1	WHITLEY	7
CASEY	7	HARDIN	19	LOGAN	1	OWSLEY	2	WOLFE	4
CHRISTIAN	11	HARLAN	6	LYON	3	PENDLETON	4	WOODFORD	7

CMS MONTHLY REPORT DATA

Additional metrics are included in the monthly report to CMS. The following table highlights key information regarding the renewals due during the August Reporting Period. The full report can be accessed at <https://medicaidunwinding.ky.gov>.

Approvals Breakdown

- 31,823 were renewed on an *ex parte* basis
- 2,903 were approved through completing a pre-populated form

Terminations Breakdown

- 939 were determined ineligible for Medicaid
- 40 were terminated for procedural reasons (i.e., failure to respond)

Pending Cases Breakdown

- 3,332 were extended due to flexibilities and strategies
- 2 cases are pending document processing