



KENTUCKY MEDICAID UNWINDING DEMOGRAPHIC REPORT

April 2024

INTRODUCTION

During the COVID-19 Public Health Emergency (PHE) the Kentucky Department for Medicaid Services (DMS) made sure that all Medicaid beneficiaries kept their coverage and paused all annual renewals. But DMS has resumed annual renewals for Medicaid members. All Medicaid and KCHIP members are undergoing a renewal of their eligibility for coverage since Kentucky resumed annual renewals starting in April 2023 for Medicaid members with a renewal date of May 31, 2023. These renewals will be spread out over 12 months. Those who are determined to be eligible will continue to receive Medicaid coverage. Those who are determined to be ineligible for coverage will be removed from Medicaid and connected to alternative coverage options in the state.

This report dives deeper into the demographic breakdowns of Kentucky Medicaid renewals, pending, and terminated in April 2024.

SNAPSHOT

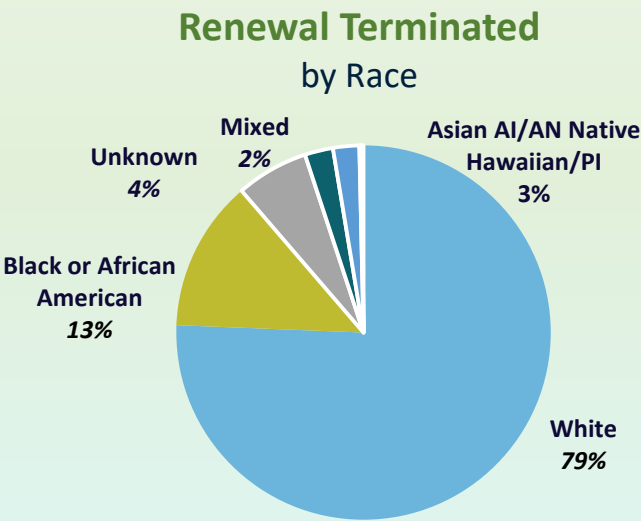
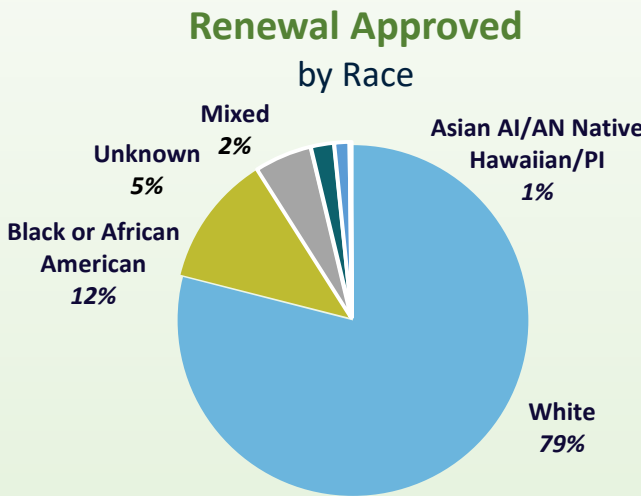
A total of 70,178 individuals who had their renewal due on April 30 were determined eligible for renewed coverage. 15,887 individuals have been determined ineligible based on eligibility requirements and have been terminated. For individuals who were terminated on April 30 and have supplied requested information for eligibility determination, 1,452 renewals have been reinstated as of the finalization of this report.

Note: DMS is unable to track enrollment in coverage outside the state of Kentucky. For example, a significant number of individuals are estimated to have gained health coverage through an employer, meaning that individuals who do not come back to renew should not be assumed to be uninsured.

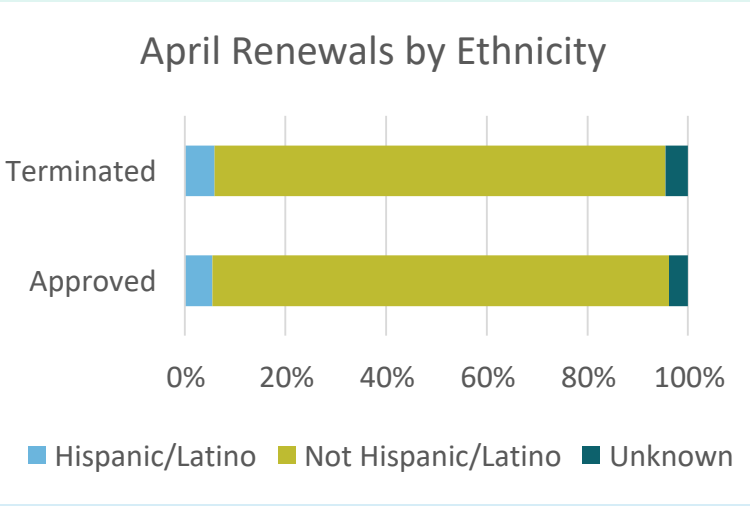
RACE AND ETHNICITY DATA

Renewals for April 2024 are categorized by race and ethnicity below.

April 2024 Kentucky Renewals		
Race	Approved	Terminated
White	55,421	12,013
Black or African American	8,429	2,078
Unknown	3,700	994
Mixed	1,490	387
Asian	983	361
American Indian or Alaskan Native	70	27
Native Hawaiian or Other Pacific Islander	77	27
Total	70,170	15,887



April 2024 Kentucky Renewals		
Ethnicity	Approved	Terminated
Hispanic/Latino	3,803	936
Not Hispanic/Latino	63,737	14,240
Unknown	2,630	711
Total	70,170	15,887

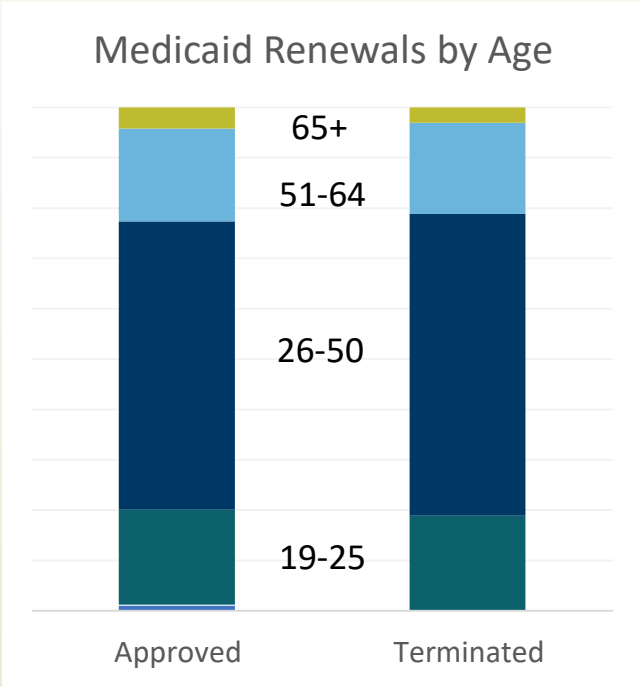


AGE DATA

Renewals for April 2024 are categorized by age below.

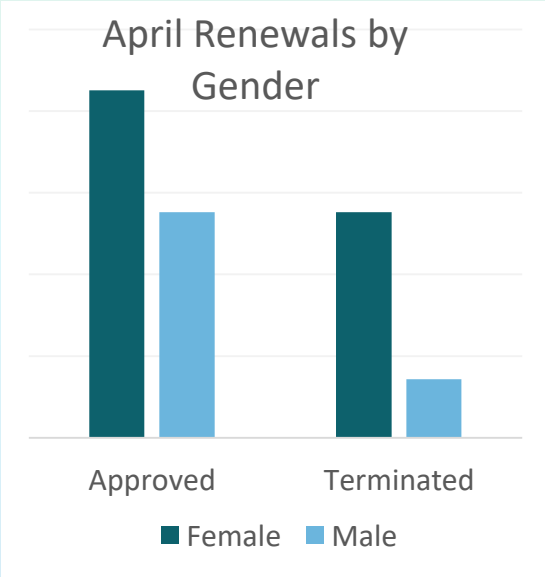
April 2024 Kentucky Renewals		
Age Group	Approved	Terminated
0-6	729	2
7-18	121	1
19-25	13,266	2,993
26-50	40,150	9,530
51-64	12,969	2,879
65+*	2,935	482
Total	70,170	15,887

Note – Continuous coverage for children is currently being implemented across the state. As a result, children were only terminated for reasons such as change in state residency or request for discontinuance.



GENDER DATA

Renewals for April 2024 are categorized by gender below.



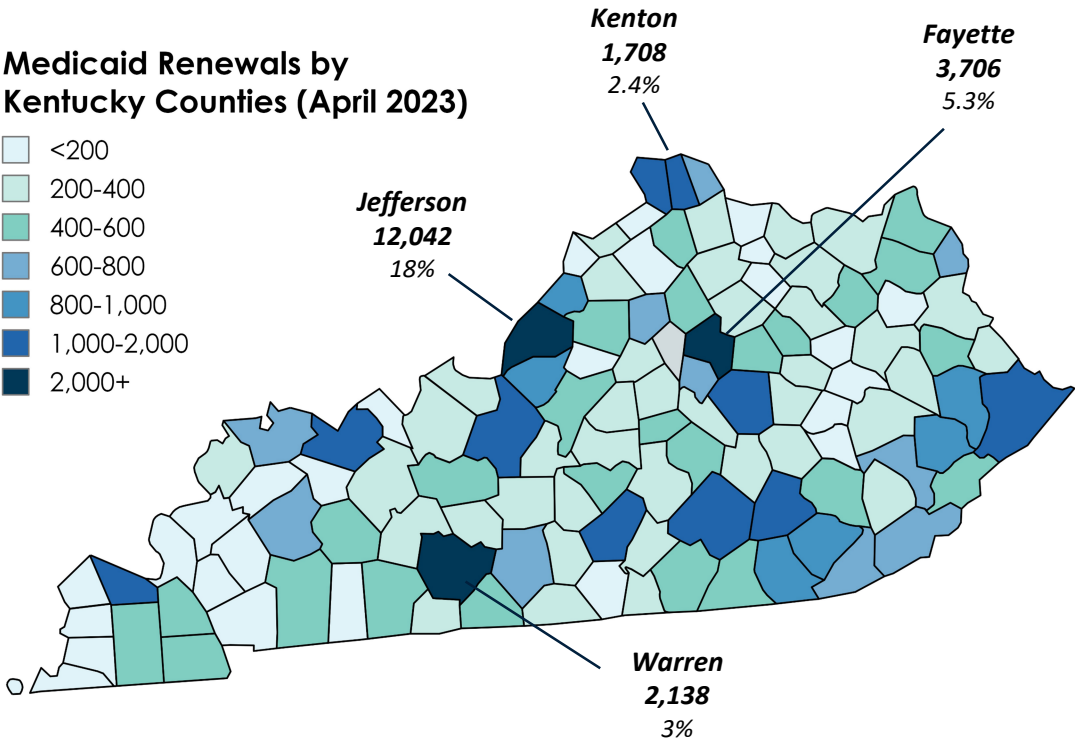
April 2024 Kentucky Renewals		
Gender	Approved	Terminated
Female	42,549	8,712
Male	27,621	7,174
Total	70,170	15,886*

*One member record indicated 'unknown' gender. Total terminations remains 15,887

REGIONAL DATA

This map represents the number of Medicaid renewals approved in each Kentucky county in April 2024.

April Medicaid Approvals



REGIONAL DATA

This table represents the number of Medicaid renewal approvals in each Kentucky county in April 2024.

April 2024 Kentucky Renewals									
County	Approved	County	Approved	County	Approved	County	Approved	County	Approved
ADAIR	482	CLARK	574	HARRISON	312	MADISON	1338	PERRY	660
ALLEN	408	CLAY	491	HART	382	MAGOFFIN	269	PIKE	1141
ANDERSON	261	CLINTON	255	HENDERSON	696	MARION	278	POWELL	299
BALLARD	126	CRITTENDEN	129	HENRY	200	MARSHALL	410	PULASKI	1372
BARREN	735	CUMBERLAND	145	HICKMAN	73	MARTIN	257	ROBERTSON	35
BATH	344	DAVIESS	1396	HOPKINS	723	MASON	348	ROCKCASTLE	394
BELL	744	EDMONSON	253	JACKSON	322	MCCRACKEN	1042	ROWAN	481
BOONE	1277	ELLIOTT	136	JEFFERSON	12042	MCCREARY	446	RUSSELL	362
BOURBON	337	ESTILL	346	JESSAMINE	773	MCLEAN	132	SCOTT	581
BOYD	843	FAYETTE	3706	JOHNSON	476	MEADE	339	SHELBY	443
BOYLE	433	FLEMING	251	KENTON	1708	MENIFEE	156	SIMPSON	318
BRACKEN	129	FLOYD	761	KNOTT	376	MERCER	328	SPENCER	163
BREATHITT	290	FRANKLIN	629	KNOX	822	METCALFE	233	TAYLOR	445
BRECKINRIDGE	348	FULTON	124	LARUE	242	MONROE	230	TODD	181
BULLITT	856	GALLATIN	111	LAUREL	1387	MONTGOMERY	522	TRIGG	167
BUTLER	240	GARRARD	339	LAWRENCE	335	MORGAN	238	TRIMBLE	111
CALDWELL	175	GRANT	400	LEE	143	MUHLENBERG	539	UNION	221
CALLOWAY	586	GRAVES	576	LESLIE	236	NELSON	583	WARREN	2138
CAMPBELL	798	GRAYSON	451	LETCHER	473	NICHOLAS	135	WASHINGTON	275
CARLISLE	81	GREEN	214	LEWIS	306	OHIO	399	WAYNE	465
CARROLL	219	GREENUP	554	LINCOLN	461	OLDHAM	830	WEBSTER	189
CARTER	563	HANCOCK	116	LIVINGSTON	138	OWEN	185	WHITLEY	879
CASEY	327	HARDIN	1450	LOGAN	419	OWSLEY	119	WOLFE	184
CHRISTIAN	984	HARLAN	634	LYON	75	PENDLETON	200	WOODFORD	285

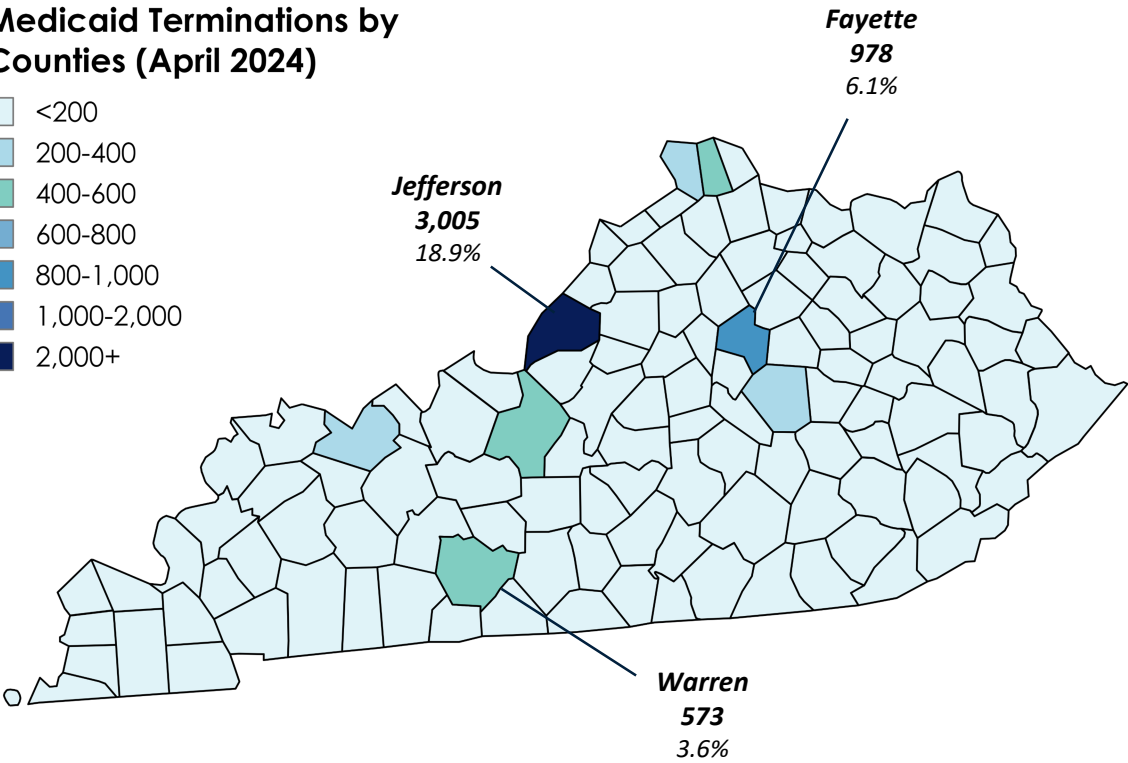
REGIONAL DATA

This map represents the number of Medicaid renewals terminated in each Kentucky county in April 2024.

April Medicaid Terminations

Medicaid Terminations by Counties (April 2024)

- <200
- 200-400
- 400-600
- 600-800
- 800-1,000
- 1,000-2,000
- 2,000+



REGIONAL DATA

This table represents the number of Medicaid renewal terminations in each Kentucky county in April 2024.

April 2024 Kentucky Renewal Terminations									
County	Terminated	County	Terminated	County	Terminated	County	Terminated	County	Terminated
ADAIR	95	CLARK	131	HARRISON	74	MADISON	318	PERRY	117
ALLEN	79	CLAY	79	HART	52	MAGOFFIN	57	PIKE	217
ANDERSON	76	CLINTON	38	HENDERSON	163	MARION	68	POWELL	60
BALLARD	31	CRITTENDEN	28	HENRY	40	MARSHALL	80	PULASKI	268
BARREN	135	CUMBERLAND	25	HICKMAN	17	MARTIN	38	ROBERTSON	9
BATH	54	DAVIESS	355	HOPKINS	154	MASON	73	ROCKCASTLE	83
BELL	128	EDMONSON	59	JACKSON	72	MCCRACKEN	263	ROWAN	114
BOONE	371	ELLIOTT	19	JEFFERSON	3005	MCCREARY	67	RUSSELL	59
BOURBON	77	ESTILL	50	JESSAMINE	182	MCLEAN	30	SCOTT	155
BOYD	183	FAYETTE	978	JOHNSON	72	MEADE	92	SHELBY	126
BOYLE	61	FLEMING	53	KENTON	530	MENIFEE	22	SIMPSON	64
BRACKEN	29	FLOYD	132	KNOTT	62	MERCER	74	SPENCER	46
BREATHITT	47	FRANKLIN	146	KNOX	144	METCALFE	34	TAYLOR	86
BRECKINRIDGE	76	FULTON	27	LARUE	52	MONROE	47	TODD	43
BULLITT	178	GALLATIN	27	LAUREL	269	MONTGOMERY	108	TRIGG	59
BUTLER	50	GARRARD	72	LAWRENCE	73	MORGAN	48	TRIMBLE	28
CALDWELL	15	GRANT	91	LEE	26	MUHLENBERG	111	UNION	59
CALLOWAY	38	GRAVES	130	LESLIE	38	NELSON	148	WARREN	573
CAMPBELL	139	GRAYSON	102	LETCHER	88	NICHOLAS	19	WASHINGTON	55
CARLISLE	11	GREEN	49	LEWIS	41	OHIO	67	WAYNE	91
CARROLL	47	GREENUP	111	LINCOLN	85	OLDHAM	142	WEBSTER	52
CARTER	107	HANCOCK	32	LIVINGSTON	57	OWEN	43	WHITLEY	174
CASEY	74	HARDIN	420	LOGAN	92	OWSLEY	14	WOLFE	27
CHRISTIAN	248	HARLAN	105	LYON	13	PENDLETON	34	WOODFORD	54

CMS MONTHLY REPORT DATA

Additional metrics are included in the monthly report to CMS. The following table highlights key information regarding the renewals due during the April Reporting Period. The full report can be accessed at <https://medicaidunwinding.ky.gov>.

Approvals Breakdown

- 60,091 were renewed on an *ex parte* basis
- 10,079 were approved through completing a pre-populated form

Terminations Breakdown

- 8,416 were determined ineligible for Medicaid
- 7,471 were terminated for procedural reasons (i.e., failure to respond)

Pending Cases Breakdown

- 16,982 were extended due to flexibilities and strategies
- 226 cases are pending document processing