

# KENTUCKY MEDICAID UNWINDING DEMOGRAPHIC REPORT

*April 2025*

## INTRODUCTION

During the COVID-19 Public Health Emergency (PHE) the Kentucky Department for Medicaid Services (DMS) made sure that all Medicaid beneficiaries kept their coverage and paused all annual renewals. At this time, DMS has returned to normal activities and resumed conducting annual renewals for Medicaid members. This means that all Medicaid and KCHIP members undergo a redetermination of their eligibility every 12 months. Those who are determined to be eligible will continue to receive Medicaid coverage. Those who are determined to be ineligible for coverage will be removed from Medicaid and connected to alternative coverage options in the state.

This report dives deeper into the demographic breakdowns of Kentucky Medicaid renewals, pending, and terminated in April 2025.

## SNAPSHOT

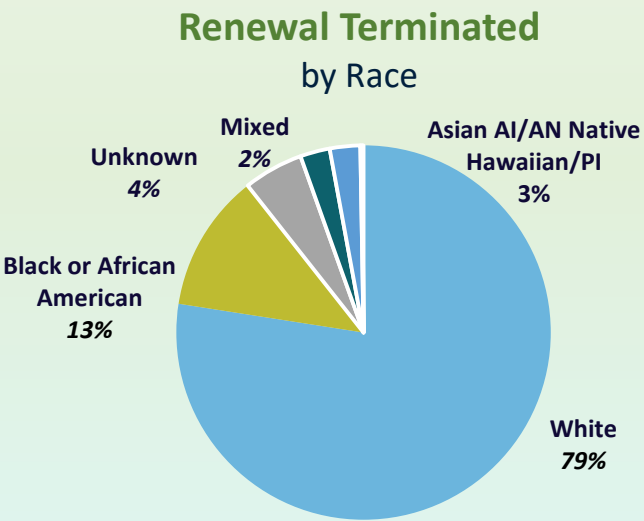
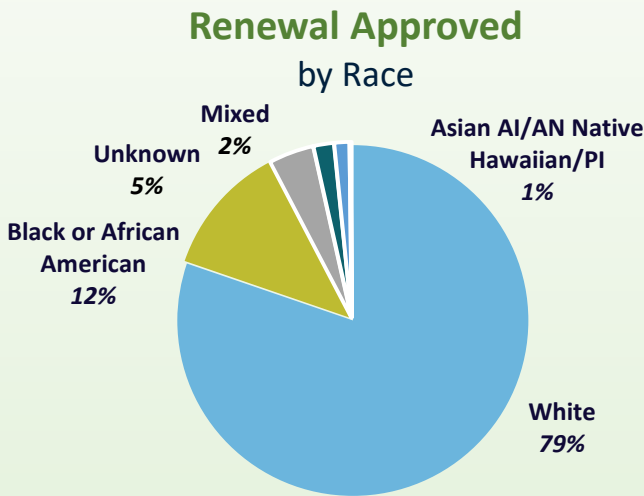
A total of 64,601 individuals who had their renewal due on April 30 were determined eligible for renewed coverage. 1,798 total individuals had their coverage terminated as of April 30. 1,774 of those individuals were determined ineligible based on eligibility requirements and have been terminated. For individuals who were terminated on April 30 and have supplied requested information for eligibility determination, 451 renewals have been reinstated as of the finalization of this report.

Note: DMS is unable to track enrollment in coverage outside the state of Kentucky. For example, a significant number of individuals are estimated to have gained health coverage through an employer, meaning that individuals who do not come back to renew should not be assumed to be uninsured.

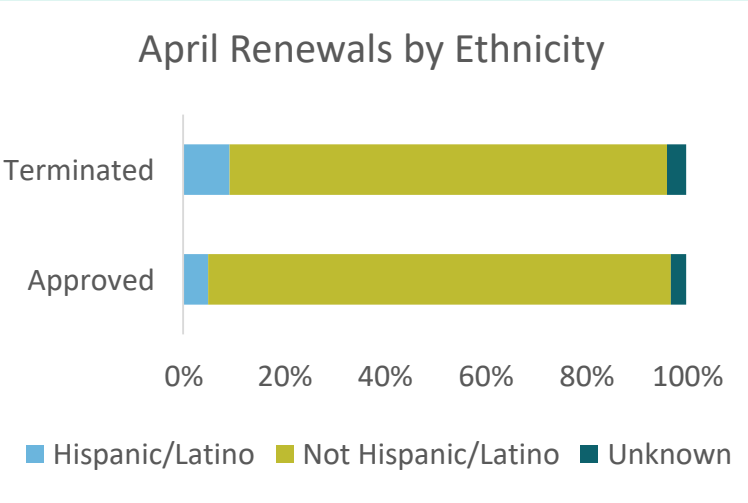
# RACE AND ETHNICITY DATA

Renewals for April 2025 are categorized by race and ethnicity below.

April 2025 Kentucky Renewals		
Race	Approved	Terminated
White	51,859	1,393
Black or African American	7,790	214
Unknown	2,696	93
Mixed	1,211	46
Asian	914	47
American Indian or Alaskan Native	59	3
Native Hawaiian or Other Pacific Islander	72	2
Total	64,601	1,798



April 2025 Kentucky Renewals		
Ethnicity	Approved	Terminated
Hispanic/Latino	3,215	166
Not Hispanic/Latino	59,397	1563
Unknown	1,989	69
Total	64,601	1,798

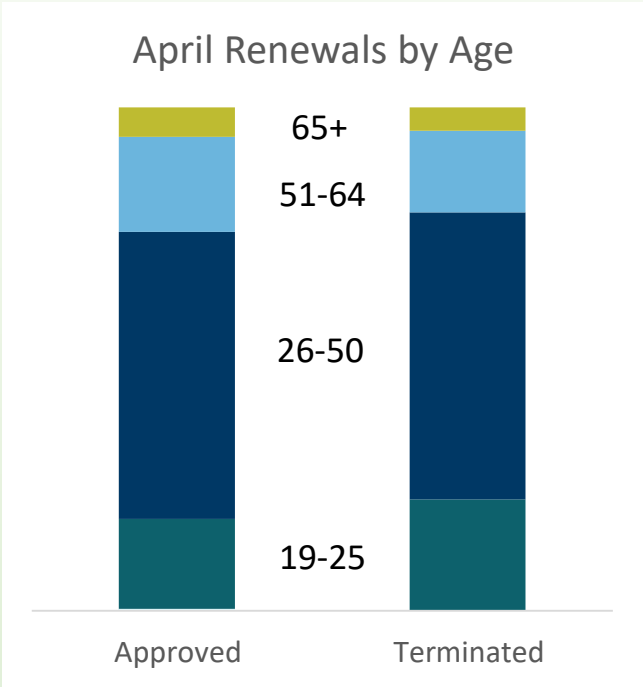


# AGE DATA

Renewals for April 2025 are categorized by age below.

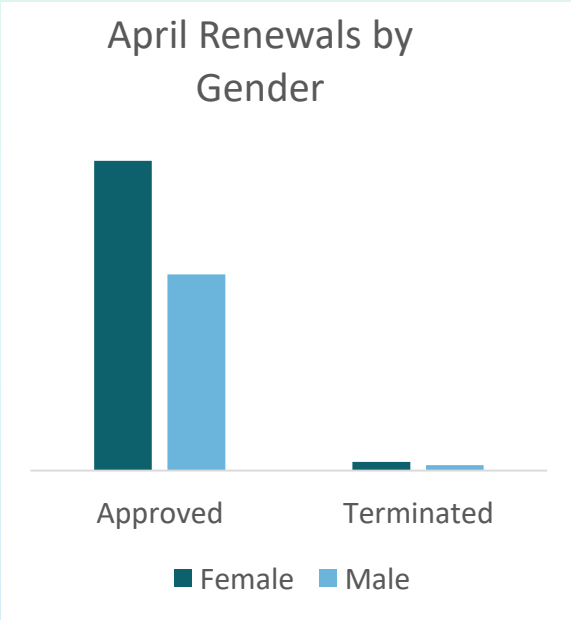
April 2025 Kentucky Renewals		
Age Group	Approved	Terminated
0-6	207	2
7-18	56	0
19-25	11,540	396
26-50	36,795	1,025
51-64	12,237	291
65+*	3,766	84
Total	64,601	1,798

Note – Continuous coverage for children is currently being implemented across the state. As a result, children were only terminated for reasons such as change in state residency or request for discontinuance.



# GENDER DATA

Renewals for April 2025 are categorized by gender below.



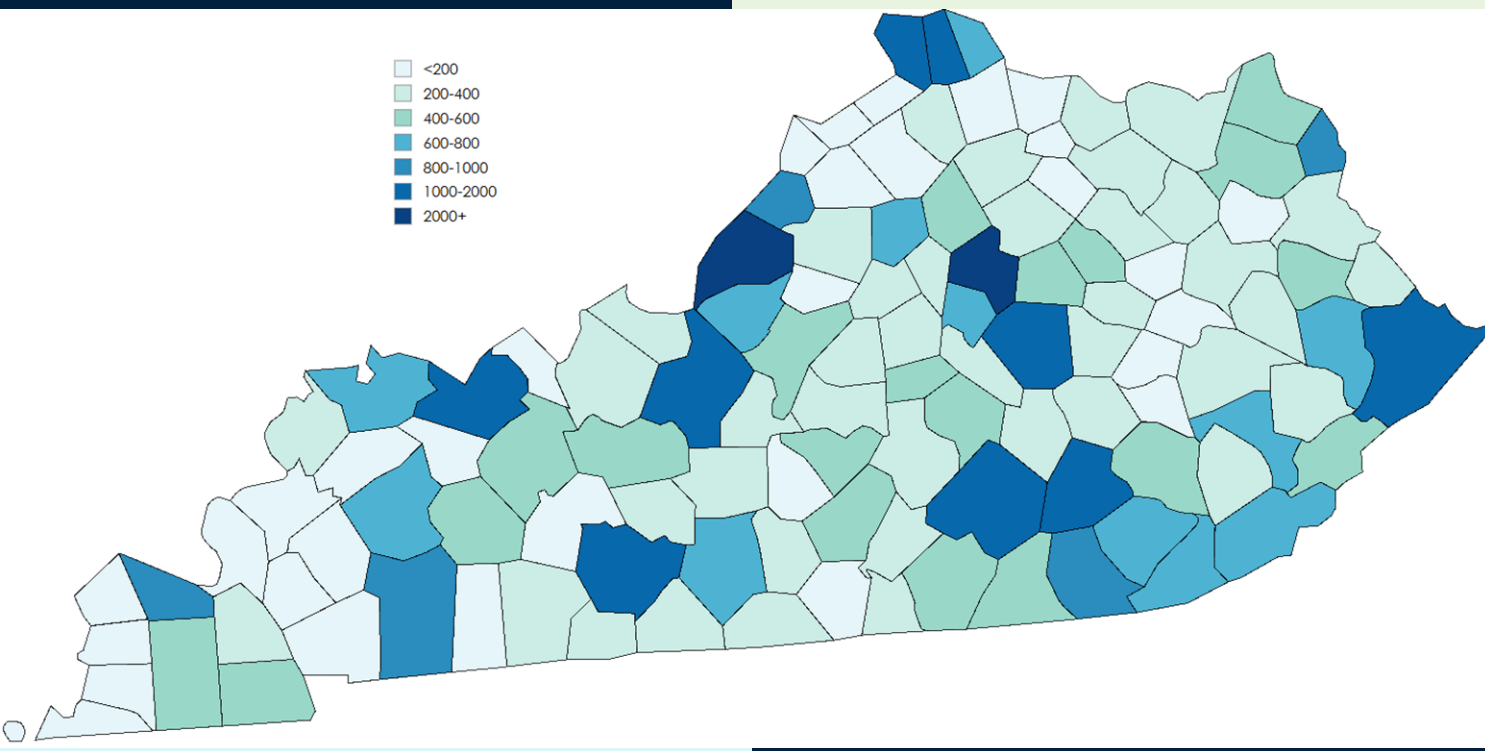
April 2025 Kentucky Renewals		
Gender	Approved	Terminated
Female	39563	1097
Male	25037	701
Total	64,600	1,798

\*One member record indicated 'unknown' gender. Total Approvals remains 64,601.

# REGIONAL DATA

This map represents the number of Medicaid renewals approved in each Kentucky county in April 2025.

## April Medicaid Approvals



# REGIONAL DATA

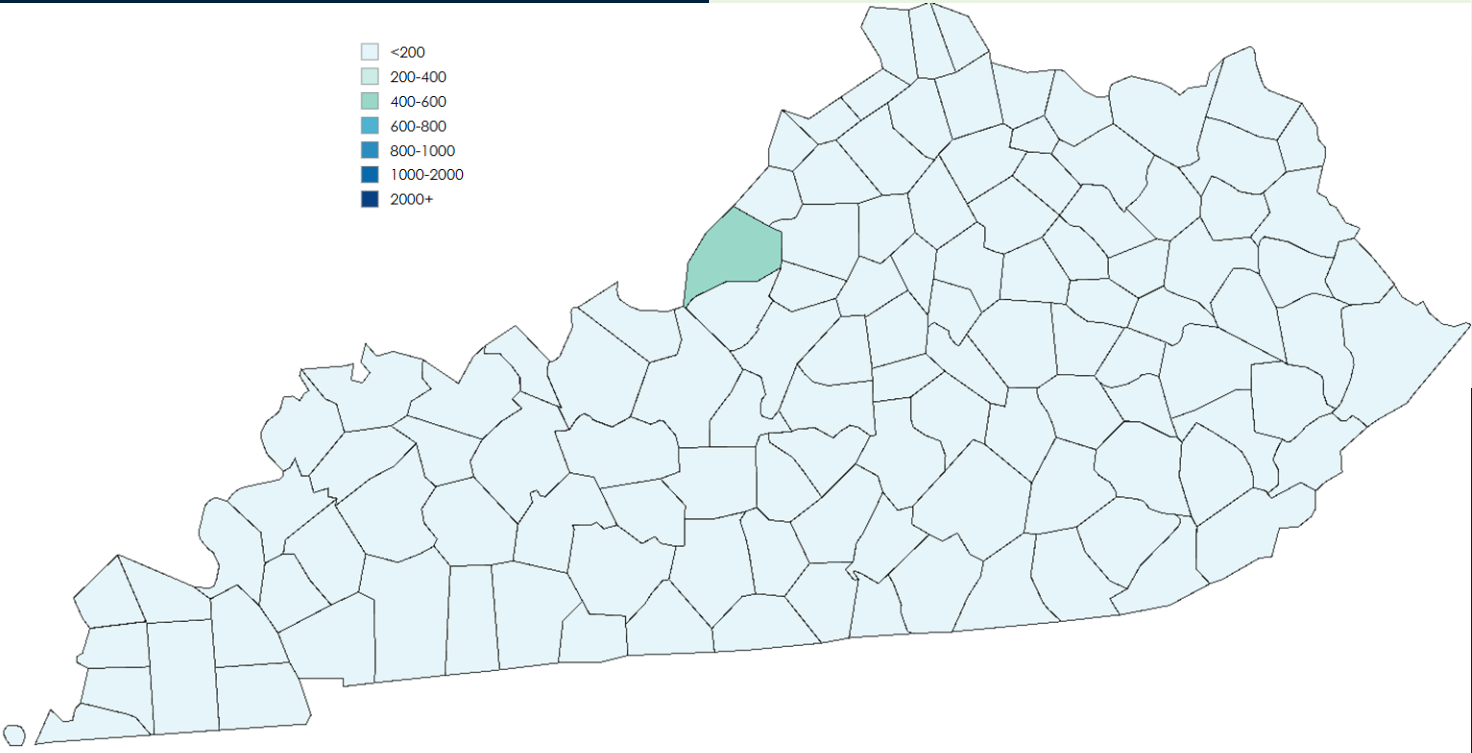
This table represents the number of Medicaid renewal approvals in each Kentucky county in April 2025.

April 2025 Kentucky Renewals									
County	Approved	County	Approved	County	Approved	County	Approved	County	Approved
ADAIR	469	CLARK	577	HARRISON	301	MADISON	1258	PERRY	612
ALLEN	346	CLAY	471	HART	338	MAGOFFIN	249	PIKE	1090
ANDERSON	237	CLINTON	251	HENDERSON	604	MARION	279	POWELL	297
BALLARD	117	CRITTENDEN	107	HENRY	188	MARSHALL	339	PULASKI	1340
BARREN	658	CUMBERLAND	149	HICKMAN	68	MARTIN	247	ROBERTSON	39
BATH	277	DAVIESS	1337	HOPKINS	667	MASON	305	ROCKCASTLE	365
BELL	746	EDMONSON	235	JACKSON	305	MCCRACKEN	909	ROWAN	394
BOONE	1157	ELLIOTT	121	JEFFERSON	10551	MCCREARY	450	RUSSELL	385
BOURBON	298	ESTILL	335	JESSAMINE	707	MCLEAN	145	SCOTT	503
BOYD	803	FAYETTE	3218	JOHNSON	428	MEADE	294	SHELBY	376
BOYLE	417	FLEMING	256	KENTON	1565	MENIFEE	171	SIMPSON	300
BRACKEN	129	FLOYD	742	KNOTT	311	MERCER	304	SPENCER	147
BREATHITT	289	FRANKLIN	604	KNOX	759	METCALFE	218	TAYLOR	418
BRECKINRIDGE	337	FULTON	115	LARUE	237	MONROE	235	TODD	165
BULLITT	762	GALLATIN	101	LAUREL	1316	MONTGOMERY	471	TRIGG	188
BUTLER	242	GARRARD	326	LAWRENCE	354	MORGAN	223	TRIMBLE	113
CALDWELL	157	GRANT	373	LEE	134	MUHLENBERG	499	UNION	206
CALLOWAY	493	GRAVES	522	LESLIE	228	NELSON	523	WARREN	1918
CAMPBELL	728	GRAYSON	418	LETCHER	481	NICHOLAS	133	WASHINGTON	250
CARLISLE	74	GREEN	197	LEWIS	300	OHIO	402	WAYNE	448
CARROLL	177	GREENUP	506	LINCOLN	431	OLDHAM	907	WEBSTER	157
CARTER	554	HANCOCK	93	LIVINGSTON	140	OWEN	172	WHITLEY	832
CASEY	309	HARDIN	1332	LOGAN	362	OWSLEY	102	WOLFE	188
CHRISTIAN	843	HARLAN	630	LYON	59	PENDLETON	186	WOODFORD	229

# REGIONAL DATA

This map represents the number of Medicaid renewals terminated in each Kentucky county in April 2025.

## April Medicaid Terminations



# REGIONAL DATA

This table represents the number of Medicaid renewal terminations in each Kentucky county in April 2025.

April 2025 Kentucky Renewal Terminations									
County	Terminated	County	Terminated	County	Terminated	County	Terminated	County	Terminated
ADAIR	15	CLARK	13	HARRISON	4	MADISON	44	PERRY	12
ALLEN	7	CLAY	2	HART	4	MAGOFFIN	8	PIKE	18
ANDERSON	6	CLINTON	4	HENDERSON	3	MARION	3	POWELL	4
BALLARD	1	CRITTENDEN	2	HENRY	9	MARSHALL	23	PULASKI	22
BARREN	16	CUMBERLAND	1	HICKMAN	3	MARTIN	4	ROBERTSON	0
BATH	3	DAVIESS	29	HOPKINS	9	MASON	5	ROCKCASTLE	8
BELL	15	EDMONSON	8	JACKSON	3	MCCRACKEN	21	ROWAN	7
BOONE	50	ELLIOTT	5	JEFFERSON	436	MCCREARY	0	RUSSELL	8
BOURBON	15	ESTILL	2	JESSAMINE	26	MCLEAN	2	SCOTT	24
BOYD	22	FAYETTE	134	JOHNSON	4	MEADE	12	SHELBY	22
BOYLE	7	FLEMING	7	KENTON	46	MENIFEE	3	SIMPSON	10
BRACKEN	3	FLOYD	10	KNOTT	1	MERCER	6	SPENCER	10
BREATHITT	3	FRANKLIN	14	KNOX	15	METCALFE	7	TAYLOR	7
BRECKINRIDGE	10	FULTON	4	LARUE	4	MONROE	5	TODD	7
BULLITT	19	GALLATIN	3	LAUREL	24	MONTGOMERY	12	TRIGG	1
BUTLER	4	GARRARD	4	LAWRENCE	4	MORGAN	2	TRIMBLE	0
CALDWELL	2	GRANT	5	LEE	4	MUHLENBERG	11	UNION	6
CALLOWAY	23	GRAVES	14	LESLIE	1	NELSON	14	WARREN	79
CAMPBELL	31	GRAYSON	10	LETCHER	8	NICHOLAS	2	WASHINGTON	2
CARLISLE	4	GREEN	3	LEWIS	3	OHIO	8	WAYNE	17
CARROLL	5	GREENUP	6	LINCOLN	3	OLDHAM	41	WEBSTER	10
CARTER	5	HANCOCK	0	LIVINGSTON	2	OWEN	4	WHITLEY	22
CASEY	6	HARDIN	41	LOGAN	15	OWSLEY	0	WOLFE	2
CHRISTIAN	19	HARLAN	7	LYON	0	PENDLETON	2	WOODFORD	8

# CMS MONTHLY REPORT DATA

Additional metrics are included in the monthly report to CMS. The following table highlights key information regarding the renewals due during the April Reporting Period. The full report can be accessed at <https://medicaidunwinding.ky.gov>.

## Approvals Breakdown

- 58,317 were renewed on an *ex parte* basis
- 6,284 were approved through completing a pre-populated form

## Terminations Breakdown

- 1,774 were determined ineligible for Medicaid
- 24 were terminated for procedural reasons (i.e., failure to respond)

## Pending Cases Breakdown

- 8,763 were extended due to flexibilities and strategies