



KENTUCKY MEDICAID UNWINDING DEMOGRAPHIC REPORT

November 2025

INTRODUCTION

The Kentucky Department for Medicaid Services (DMS) wants to make sure that all eligible Medicaid beneficiaries keep their coverage as they go through their regular annual renewals. Medicaid renewals are the processes states use to regularly make sure that individuals still meet the eligibility requirements for Medicaid benefits each year. This means that all Medicaid and KCHIP members undergo a redetermination of their eligibility every 12 months. Those who are determined to be eligible will continue to receive Medicaid coverage. Those who are determined to be ineligible for coverage will be removed from Medicaid and connected to alternative coverage options in the state.

This report dives deeper into the demographic breakdowns of Kentucky Medicaid renewals, pending, and terminated in November 2025.

SNAPSHOT

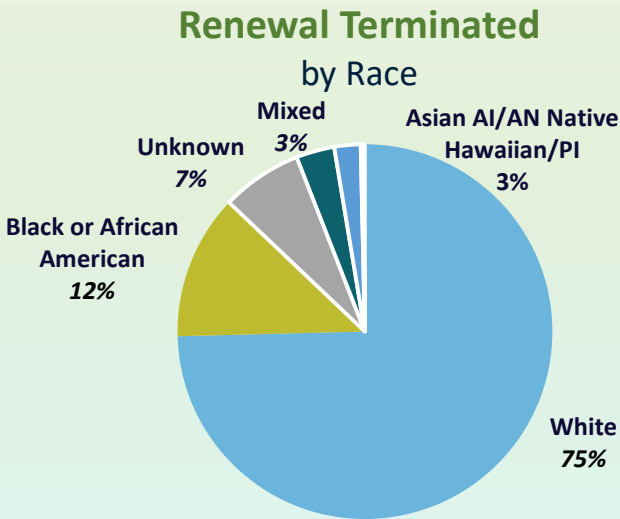
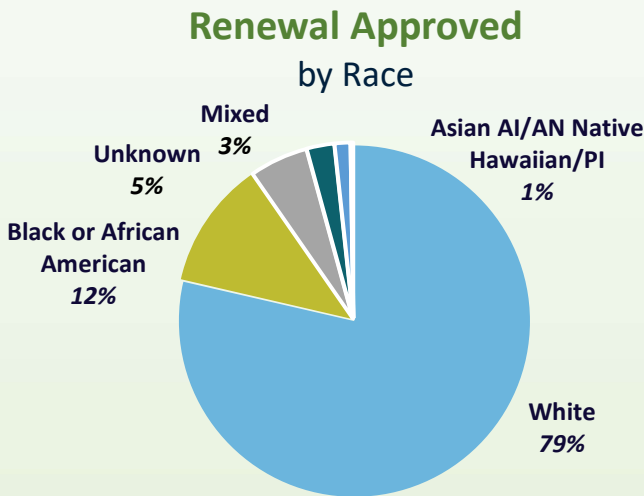
A total of 51,827 individuals who had their renewal due on November 30 were determined eligible for renewed coverage. 3,675 total individuals had their coverage terminated as of November 30. 2,024 of those individuals were determined ineligible based on eligibility requirements and have been terminated. For individuals who were terminated on November 30 and have supplied requested information for eligibility determination, 220 renewals have been reinstated as of the finalization of this report.

Note: DMS is unable to track enrollment in coverage outside the state of Kentucky. For example, a significant number of individuals are estimated to have gained health coverage through an employer, meaning that individuals who do not come back to renew should not be assumed to be uninsured.

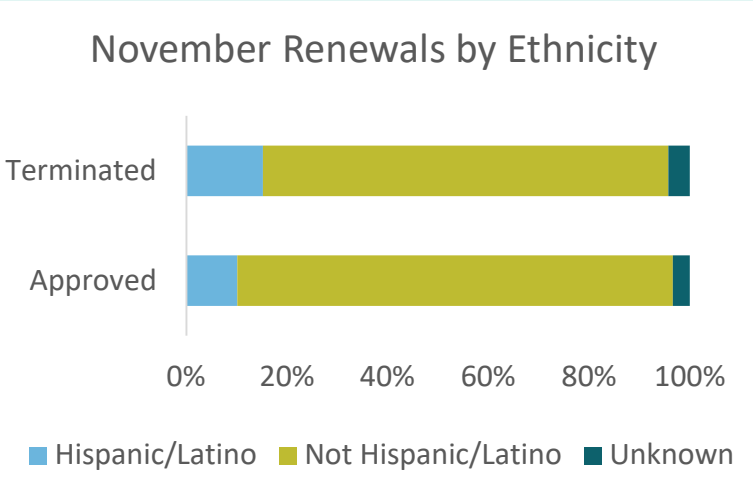
RACE AND ETHNICITY DATA

Renewals for November 2025 are categorized by race and ethnicity below.

November 2025 Kentucky Renewals		
Race	Approved	Terminated
White	40,740	2,742
Black or African American	6,083	459
Unknown	2,808	256
Mixed	1,313	121
Asian	753	84
American Indian or Alaskan Native	62	7
Native Hawaiian or Other Pacific Islander	68	6
Total	51,827	3,675



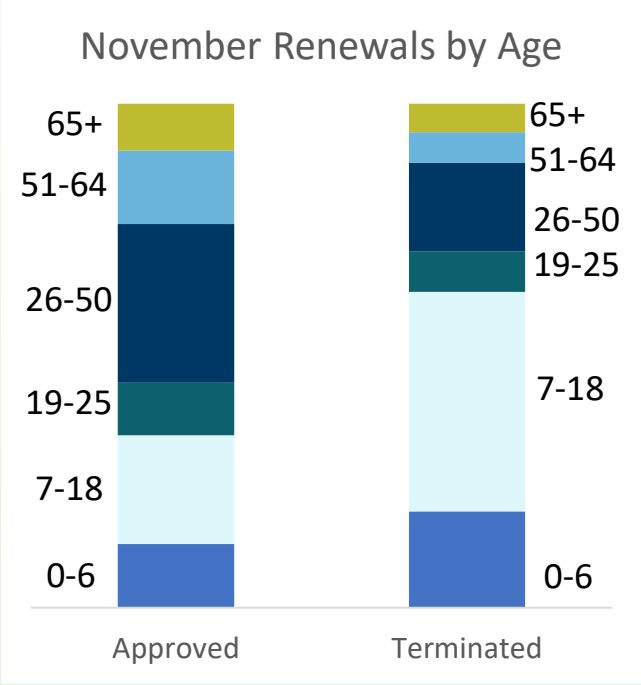
November 2025 Kentucky Renewals		
Ethnicity	Approved	Terminated
Hispanic/Latino	5,268	561
Not Hispanic/Latino	44,812	2,957
Unknown	1,747	157
Total	51,827	3,675



AGE DATA

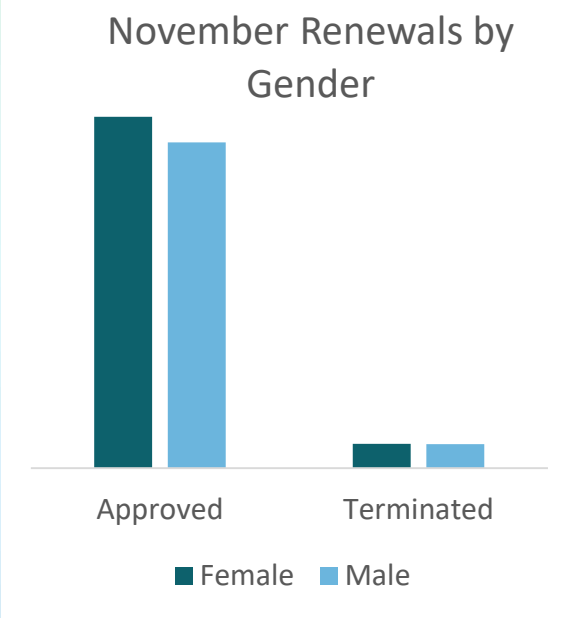
Renewals for November 2025 are categorized by age below.

November 2025 Kentucky Renewals		
Age Group	Approved	Terminated
0-6	6,539	700
7-18	11,184	1,603
19-25	5,384	293
26-50	16,337	649
51-64	7,573	222
65+*	4,810	208
Total	51,827	3,675



GENDER DATA

Renewals for November 2025 are categorized by gender below.

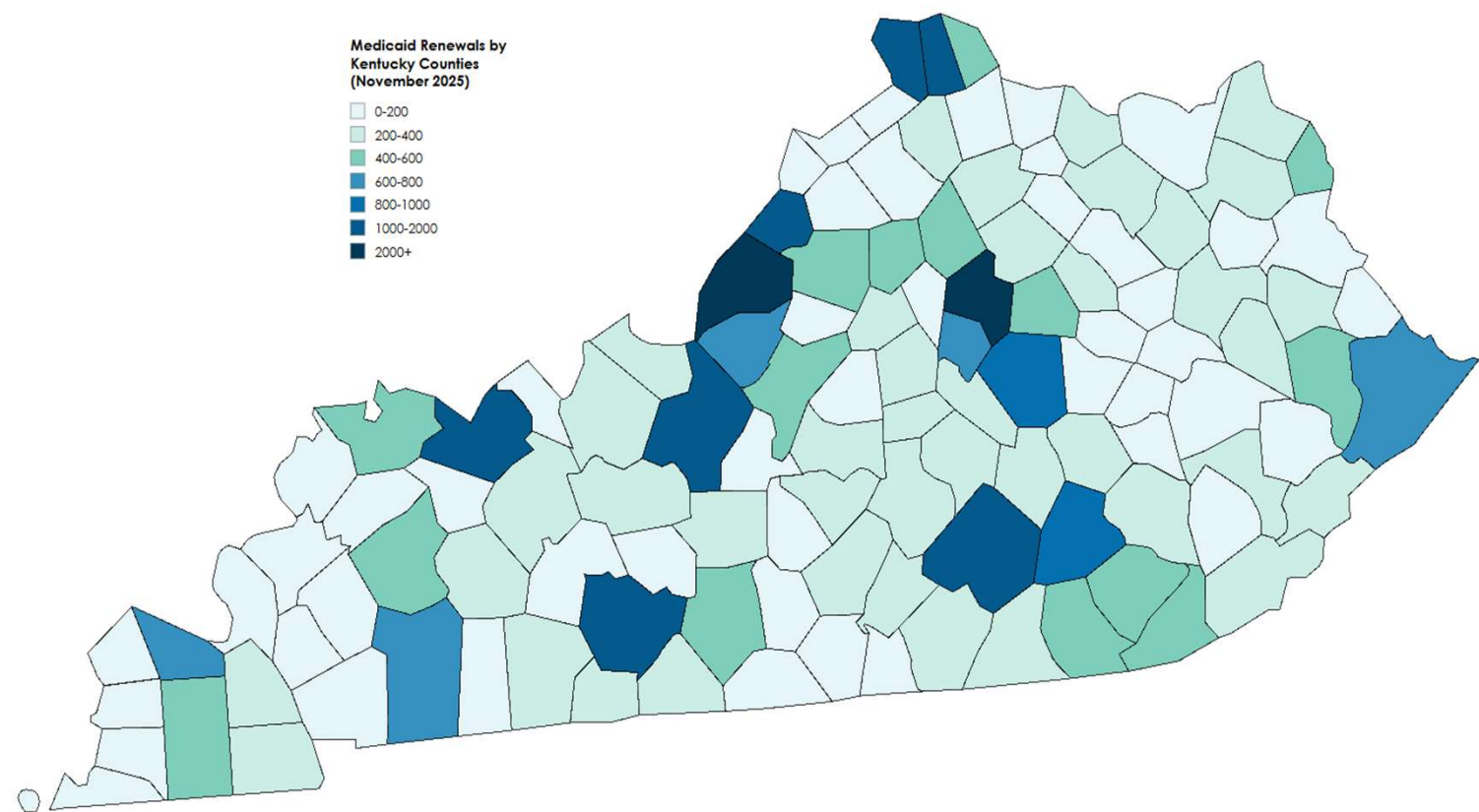


November 2025 Kentucky Renewals		
Gender	Approved	Terminated
Female	26,899	1,846
Male	24,928	1,829
Total	51,827	3,675

REGIONAL DATA

This map represents the number of Medicaid renewals approved in each Kentucky county in November 2025.

November Medicaid Approvals



REGIONAL DATA

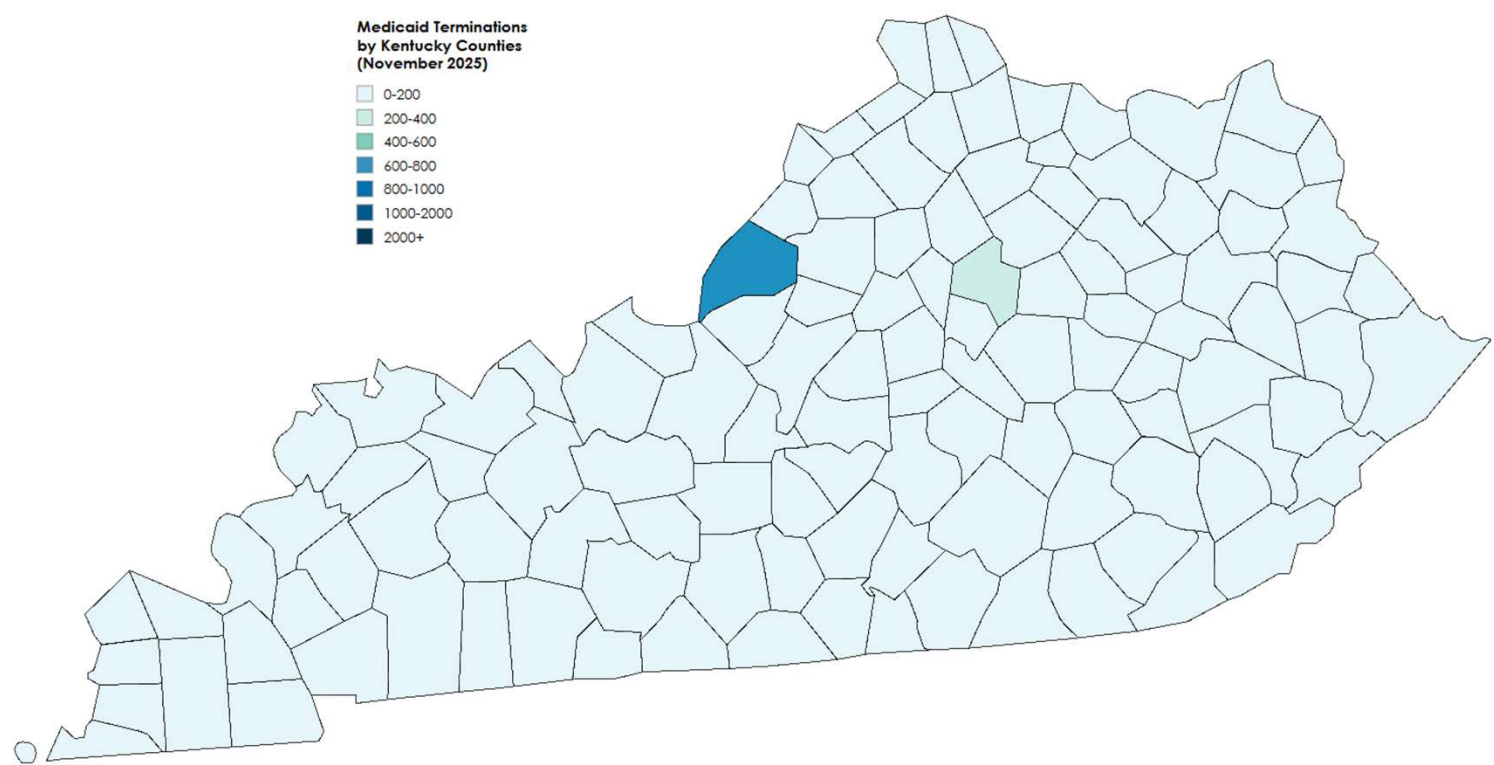
This table represents the number of Medicaid renewal approvals in each Kentucky county in November 2025.

November 2025 Kentucky Renewals									
County	Approved	County	Approved	County	Approved	County	Approved	County	Approved
ADAIR	322	CLARK	422	HARRISON	207	MADISON	979	PERRY	365
ALLEN	231	CLAY	305	HART	256	MAGOFFIN	202	PIKE	637
ANDERSON	215	CLINTON	140	HENDERSON	485	MARION	224	POWELL	187
BALLARD	66	CRITTENDEN	75	HENRY	174	MARSHALL	294	PULASKI	1002
BARREN	466	CUMBERLAND	99	HICKMAN	46	MARTIN	123	ROBERTSON	41
BATH	175	DAVIESS	1213	HOPKINS	525	MASON	206	ROCKCASTLE	208
BELL	420	EDMONSON	147	JACKSON	211	MCCRACKEN	762	ROWAN	342
BOONE	1076	ELLIOTT	64	JEFFERSON	9377	MCCREARY	261	RUSSELL	286
BOURBON	262	ESTILL	194	JESSAMINE	663	MCLEAN	109	SCOTT	465
BOYD	532	FAYETTE	3265	JOHNSON	356	MEADE	270	SHELBY	429
BOYLE	317	FLEMING	222	KENTON	1448	MENIFEE	107	SIMPSON	216
BRACKEN	85	FLOYD	563	KNOTT	196	MERCER	232	SPENCER	116
BREATHITT	194	FRANKLIN	500	KNOX	570	METCALFE	133	TAYLOR	290
BRECKINRIDGE	255	FULTON	101	LARUE	161	MONROE	143	TODD	124
BULLITT	740	GALLATIN	100	LAUREL	935	MONTGOMERY	389	TRIGG	143
BUTLER	151	GARRARD	250	LAWRENCE	162	MORGAN	287	TRIMBLE	95
CALDWELL	127	GRANT	264	LEE	142	MUHLENBERG	328	UNION	102
CALLOWAY	339	GRAVES	410	LESLIE	153	NELSON	457	WARREN	1856
CAMPBELL	568	GRAYSON	299	LETCHER	287	NICHOLAS	117	WASHINGTON	199
CARLISLE	72	GREEN	128	LEWIS	160	OHIO	306	WAYNE	320
CARROLL	126	GREENUP	351	LINCOLN	273	OLDHAM	1039	WEBSTER	139
CARTER	392	HANCOCK	72	LIVINGSTON	103	OWEN	143	WHITLEY	565
CASEY	244	HARDIN	1175	LOGAN	348	OWSLEY	80	WOLFE	122
CHRISTIAN	666	HARLAN	348	LYON	47	PENDLETON	135	WOODFORD	136

REGIONAL DATA

This map represents the number of Medicaid renewals terminated in each Kentucky county in November 2025.

November Medicaid Terminations



REGIONAL DATA

This table represents the number of Medicaid renewal terminations in each Kentucky county in November 2025.

November 2025 Kentucky Renewal Terminations									
County	Terminated	County	Terminated	County	Terminated	County	Terminated	County	Terminated
ADAIR	12	CLARK	27	HARRISON	11	MADISON	56	PERRY	14
ALLEN	13	CLAY	25	HART	18	MAGOFFIN	9	PIKE	26
ANDERSON	20	CLINTON	14	HENDERSON	34	MARION	19	POWELL	12
BALLARD	9	CRITTENDEN	1	HENRY	7	MARSHALL	21	PULASKI	57
BARREN	28	CUMBERLAND	5	HICKMAN	2	MARTIN	7	ROBERTSON	3
BATH	4	DAVIESS	93	HOPKINS	33	MASON	8	ROCKCASTLE	8
BELL	24	EDMONSON	11	JACKSON	8	MCCRACKEN	68	ROWAN	13
BOONE	138	ELLIOTT	7	JEFFERSON	794	MCCREARY	17	RUSSELL	21
BOURBON	13	ESTILL	15	JESSAMINE	60	MCLEAN	6	SCOTT	45
BOYD	52	FAYETTE	262	JOHNSON	19	MEADE	28	SHELBY	33
BOYLE	19	FLEMING	8	KENTON	74	MENIFEE	3	SIMPSON	15
BRACKEN	3	FLOYD	19	KNOTT	5	MERCER	10	SPENCER	6
BREATHITT	15	FRANKLIN	42	KNOX	27	METCALFE	7	TAYLOR	20
BRECKINRIDGE	15	FULTON	3	LARUE	20	MONROE	7	TODD	8
BULLITT	62	GALLATIN	15	LAUREL	57	MONTGOMERY	25	TRIGG	5
BUTLER	6	GARRARD	26	LAWRENCE	11	MORGAN	12	TRIMBLE	10
CALDWELL	9	GRANT	11	LEE	3	MUHLENBERG	28	UNION	5
CALLOWAY	22	GRAVES	19	LESLIE	8	NELSON	38	WARREN	158
CAMPBELL	38	GRAYSON	20	LETCHER	22	NICHOLAS	4	WASHINGTON	9
CARLISLE	6	GREEN	6	LEWIS	9	OHIO	28	WAYNE	24
CARROLL	12	GREENUP	21	LINCOLN	16	OLDHAM	33	WEBSTER	12
CARTER	18	HANCOCK	9	LIVINGSTON	0	OWEN	5	WHITLEY	29
CASEY	11	HARDIN	94	LOGAN	20	OWSLEY	3	WOLFE	13
CHRISTIAN	58	HARLAN	17	LYON	4	PENDLETON	11	WOODFORD	12

CMS MONTHLY REPORT DATA

Additional metrics are included in the monthly report to CMS. The following table highlights key information regarding the renewals due during the November Reporting Period. The full report can be accessed at <https://medicaidunwinding.ky.gov>.

Approvals Breakdown

- 49,390 were renewed on an *ex parte* basis
- 2,437 were approved through completing a pre-populated form

Terminations Breakdown

- 2,024 were determined ineligible for Medicaid
- 1,651 were terminated for procedural reasons (i.e., failure to respond)

Pending Cases Breakdown

- 941 Continuous Coverage Children extended as part of issue tracked post business approvals.
- 4,590 pending for document processing