

Kentucky Medicaid Unwinding Demographic Report

May 2026

INTRODUCTION

The Kentucky Department for Medicaid Services (DMS) wants to make sure that all eligible Medicaid beneficiaries keep their coverage as they go through their regular annual renewals. Medicaid renewals are the processes states use to regularly make sure that individuals still meet the eligibility requirements for Medicaid benefits each year. This means that all Medicaid and KCHIP members undergo a redetermination of their eligibility every 12 months. Those who are determined to be eligible will continue to receive Medicaid coverage. Those who are determined to be ineligible for coverage will be removed from Medicaid and connected to alternative coverage options in the state.

This report dives deeper into the demographic breakdowns of Kentucky Medicaid renewals, pending, and terminated in May 2026.

SNAPSHOT

A total of 77,737 individuals who had their renewal due on May 31 were determined eligible for renewed coverage. 13,750 total individuals had their coverage terminated as of May 31. 3,404 of those individuals were determined ineligible based on eligibility requirements and have been terminated. For individuals who were terminated in May and have supplied requested information for eligibility determination, 37 renewals have been reinstated as of the finalization of this report.

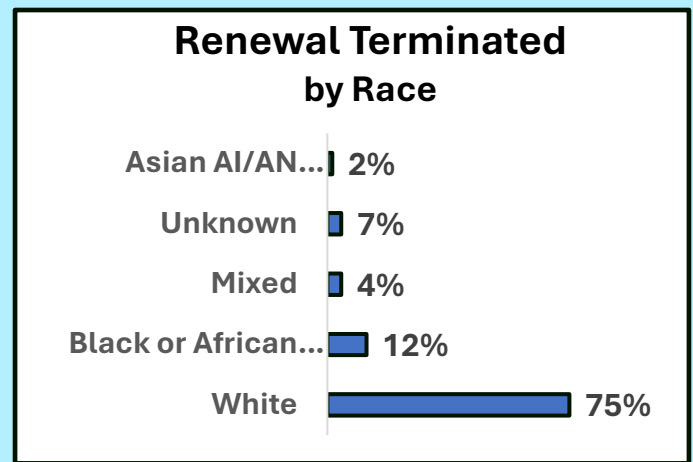
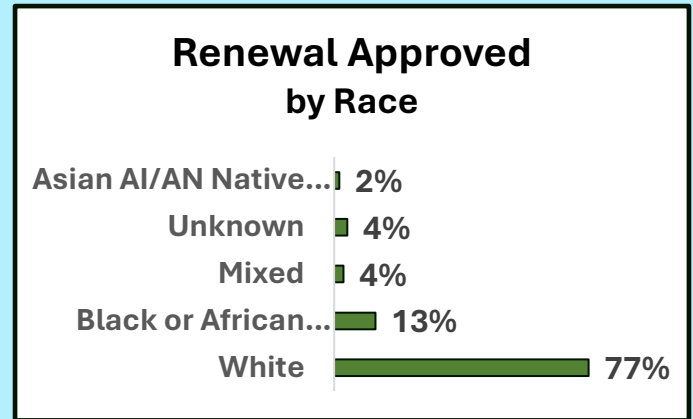
Note: DMS is unable to track enrollment in coverage outside the state of Kentucky. For example, a significant number of individuals are estimated to have gained health coverage through an employer, meaning that individuals who do not come back to renew should not be assumed to be uninsured.

Race And Ethnicity Data

Renewals for May 2026 are categorized by race and ethnicity below.

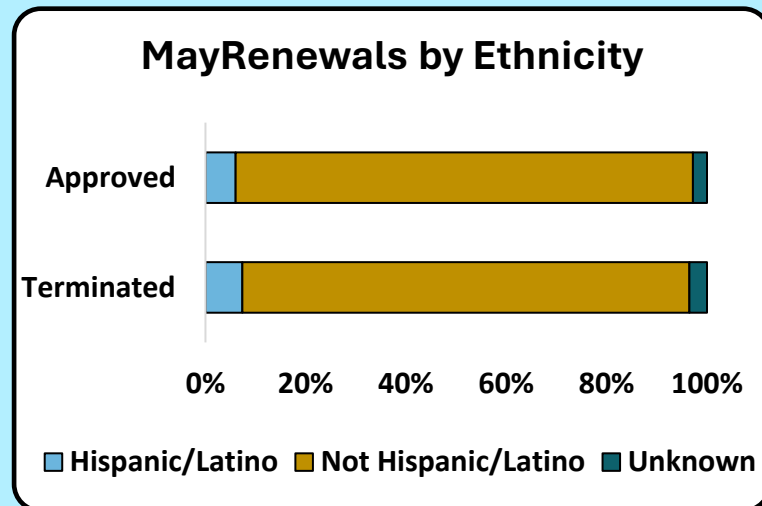
May 2026 Kentucky Renewals

Race	Approved	Terminated
White	60,801	10,444
Black or African American	9,874	1,673
Unknown	3,493	812
Mixed	2,215	478
Asian	1,196	315
American Indian or Alaskan Native	79	8
Native Hawaiian or Other Pacific Islander	79	20
Total	77,737	13,750



May 2026 Kentucky Renewals

Ethnicity	Approved	Terminated
Hispanic/Latino	4,678	1,015
Not Hispanic/Latino	70,886	12,249
Unknown	2,173	486
Total	77,737	13,750

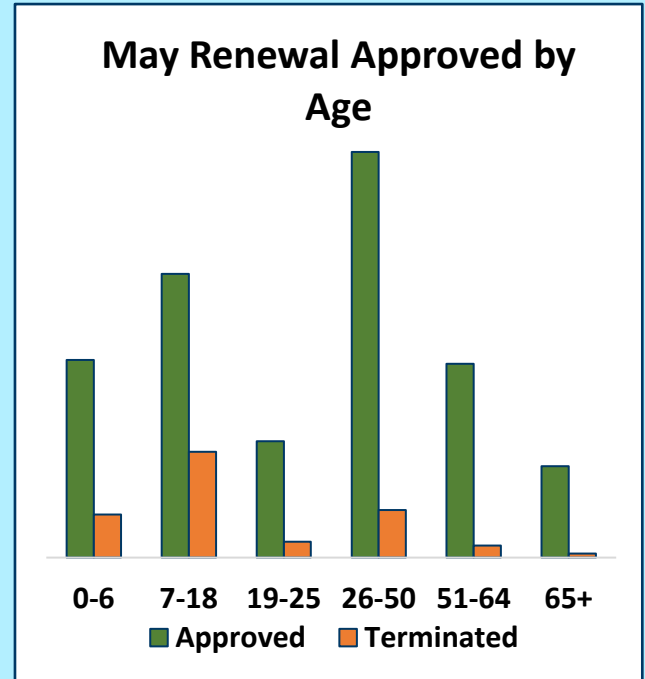


Age Data

Renewals for May 2026 are categorized by age below.

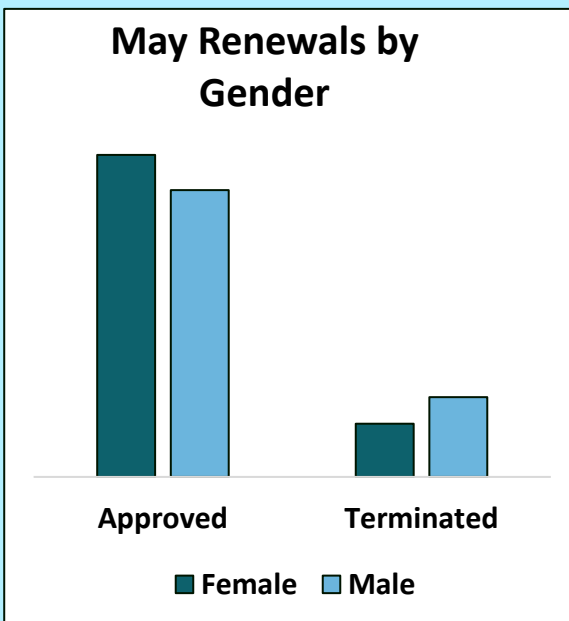
May 2026 Kentucky Renewals

Age Group	Approved	Terminated
0-6	11,927	2,605
7-18	17,119	6,381
19-25	7,022	966
26-50	24,468	2875
51-64	11,695	730
65+*	5,506	193
Total	77,737	13,750



Gender Data

Renewals for May 2026 are categorized by gender below.

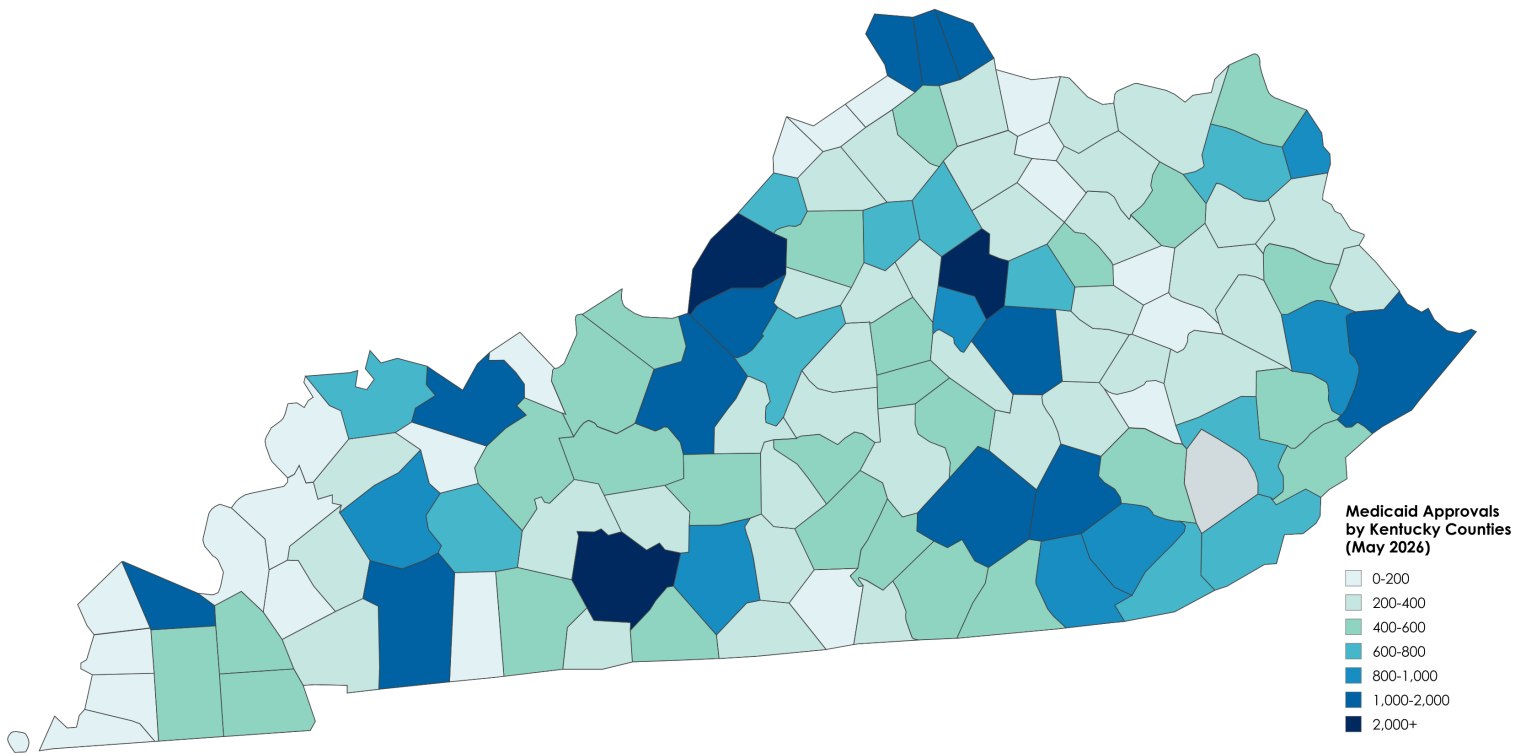


May 2026 Kentucky Renewals

Gender	Approved	Terminated
Female	41,111	6,802
Male	36,624	6,948
Total	77,735	13,750

Regional Data Approval Map

This map represents the number of Medicaid renewals approved in each Kentucky county in April 2026.



Created with mapchart.net

Regional Data Approvals

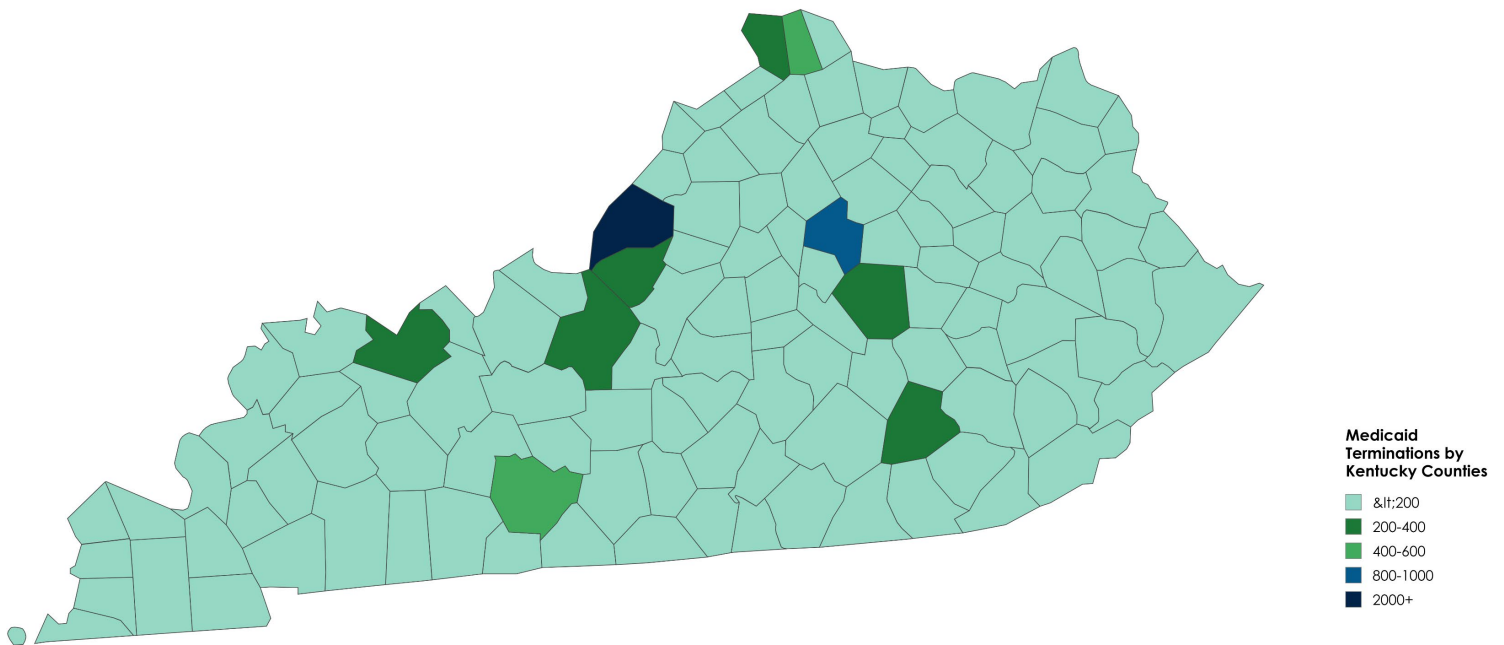
This table represents the number of Medicaid renewal approvals in each Kentucky county in May 2026.

May 2026 Kentucky Renewals Approvals

County	Total	County	Total	County	Total	County	Total	County	Total
ADAIR	464	CLARK	608	HARRISON	312	MADISON	1472	PERRY	752
ALLEN	408	CLAY	547	HART	406	MAGOFFIN	330	PIKE	1188
ANDERSON	341	CLINTON	272	HENDERSON	698	MARION	382	POWELL	300
BALLARD	118	CRITTENDEN	127	HENRY	223	MARSHALL	418	PULASKI	1477
BARREN	824	CUMBERLAND	155	HICKMAN	91	MARTIN	201	ROBERTSON	70
BATH	287	DAVISS	1625	HOPKINS	927	MASON	352	ROCKCASTLE	383
BELL	703	EDMONSON	237	JACKSON	383	MCCRACKEN	1090	ROWAN	415
BOONE	1525	Elliot	280	JEFFERSON	13117	MCCREARY	478	RUSSELL	407
BOURBON	371	ESTILL	325	JESSAMINE	959	MCLEAN	150	SCOTT	727
BOYD	800	FAYETTE	3972	JOHNSON	537	MEADE	404	SHELBY	540
BOYLE	447	FLEMING	379	KENTON	1950	MENIFEE	155	SIMPSON	334
BRACKEN	123	FLOYD	883	KNOTT	402	MERCER	432	SPENCER	229
BREATHITT	300	FRANKLIN	694	KNOX	820	METCALFE	250	TAYLOR	582
BRECKINRIDGE	306	FULTON	130	LARUE	285	MONROE	272	TODD	197
BULLITT	226	GALLATIN	152	LAUREL	1485	MONTGOMERY	547	TRIGG	235
BUTLER	506	GARRARD	338	LAWRENCE	358	MORGAN	370	TRIMBLE	116
CALDWELL	226	GRANT	449	LEE	211	MUHLENBERG	706	UNION	191
CALLOWAY	506	GRAVES	693	LESLIE	248	NELSON	670	WARREN	2601
CAMPBELL	918	GRAYSON	574	LETCHER	545	NICHOLAS	157	WASHINGTON	291
CARLISLE	74	GREEN	240	LEWIS	374	OHIO	452	WAYNE	518
CARROLL	199	GREENUP	580	LINCOLN	530	OLDHAM	627	WEBSTER	221
CARTER	623	HANCOCK	147	LIVINGSTON	119	OWEN	210	WHITLEY	935
CASEY	348	HARDIN	1688	LOGAN	534	OWSLEY	131	WOLFE	158
CHRISTIAN	1055	HARLAN	743	LYON	170	PENDLETON	214	WOODFORD	278

Regional Data Termination Map

This map represents the number of Medicaid renewals terminated in each Kentucky county in May 2026.



Created with mapchart.net

Regional Data Terminations

This table represents the number of Medicaid renewal terminations in each Kentucky county in May 2026.

May 2026 Kentucky Renewal Terminations

County	Total	County	Total	County	Total	County	Total	County	Total
ADAIR	75	CLARK	112	HARRISON	61	MADISON	239	PERRY	95
ALLEN	92	CLAY	71	HART	51	MAGOFFIN	28	PIKE	175
ANDERSON	105	CLINTON	20	HENDERSON	138	MARION	54	POWELL	40
BALLARD	20	CRITTENDEN	23	HENRY	55	MARSHALL	89	PULASKI	162
BARREN	158	CUMBERLAND	20	HICKMAN	11	MARTIN	40	ROBERTSON	8
BATH	45	DAVISS	332	HOPKINS	174	MASON	63	ROCKCASTLE	56
BELL	84	EDMONSON	57	JACKSON	40	MCCRACKEN	189	ROWAN	87
BOONE	360	ELLIOTT	22	JEFFERSON	2357	MCCREARY	48	RUSSELL	86
BOURBON	64	ESTILL	42	JESSAMINE	172	MCLEAN	32	SCOTT	162
BOYD	115	FAYETTE	866	JOHNSON	68	MEADE	77	SHELBY	129
BOYLE	88	FLEMING	66	KENTON	424	MENIFEE	42	SIMPSON	53
BRACKEN	15	FLOYD	112	KNOTT	47	MERCER	77	SPENCER	54
BREATHITT	44	FRANKLIN	139	KNOX	105	METCALFE	45	TAYLOR	85
BRECKINRIDGE	67	FULTON	12	LARUE	47	MONROE	25	TODD	40
BULLITT	233	GALLATIN	39	LAUREL	247	MONTGOMERY	131	TRIGG	38
BUTLER	38	GARRARD	60	LAWRENCE	38	MORGAN	37	TRIMBLE	36
CALDWELL	28	GRANT	114	LEE	211	MUHLENBERG	90	UNION	49
CALLOWAY	92	GRAVES	104	LESLIE	31	NELSON	160	WARREN	527
CAMPBELL	164	GRAYSON	74	LETCHER	117	NICHOLAS	32	WASHINGTON	45
CARLISLE	10	GREEN	39	LEWIS	56	OHIO	92	WAYNE	61
CARROLL	44	GREENUP	109	LINCOLN	82	OLDHAM	102	WEBSTER	35
CARTER	98	HANCOCK	26	LIVINGSTON	19	OWEN	39	WHITLEY	140

CMS Monthly Report Data

Additional metrics are included in the monthly report to CMS. The following table highlights key information regarding the renewals due during the May Reporting Period. The full report can be accessed at <https://medicaidunwinding.ky.gov>.

Approvals Breakdown

- 70,076 were renewed on an *ex parte* basis
- 7,661 were approved through completing a pre-populated form

Terminations Breakdown

- 3,404 were determined ineligible for Medicaid
- 10,346 were terminated for procedural reasons (i.e., failure to respond)

Pending Cases Breakdown

- 506 pending for document processing