



# KENTUCKY MEDICAID UNWINDING DEMOGRAPHIC REPORT

*May 2025*

## INTRODUCTION

The Kentucky Department for Medicaid Services (DMS) wants to make sure that all eligible Medicaid beneficiaries keep their coverage as they go through their regular annual renewals. Medicaid renewals are the processes states use to regularly make sure that individuals still meet the eligibility requirements for Medicaid benefits each year. This means that all Medicaid and KCHIP members undergo a redetermination of their eligibility every 12 months. Those who are determined to be eligible will continue to receive Medicaid coverage. Those who are determined to be ineligible for coverage will be removed from Medicaid and connected to alternative coverage options in the state.

This report dives deeper into the demographic breakdowns of Kentucky Medicaid renewals, pending, and terminated in May 2025.

## SNAPSHOT

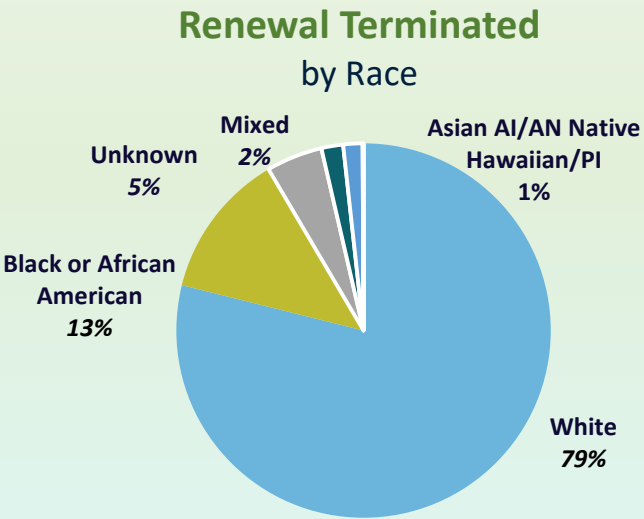
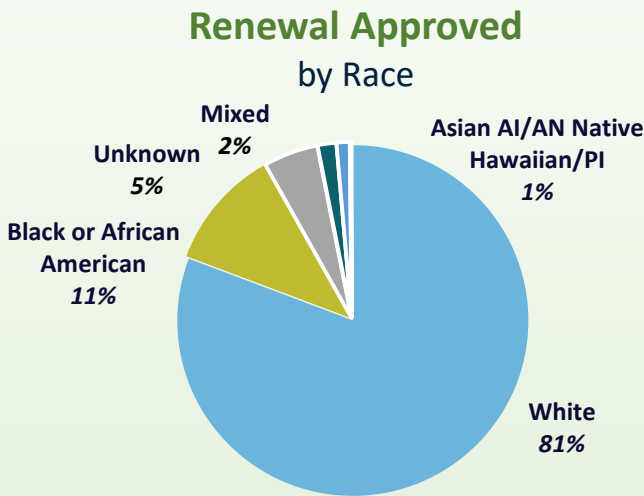
A total of 46,409 individuals who had their renewal due on May 31 were determined eligible for renewed coverage. 1,379 total individuals had their coverage terminated as of May 31. 1,358 of those individuals were determined ineligible based on eligibility requirements and have been terminated. For individuals who were terminated on May 31 and have supplied requested information for eligibility determination, 82 renewals have been reinstated as of the finalization of this report.

Note: DMS is unable to track enrollment in coverage outside the state of Kentucky. For example, a significant number of individuals are estimated to have gained health coverage through an employer, meaning that individuals who do not come back to renew should not be assumed to be uninsured.

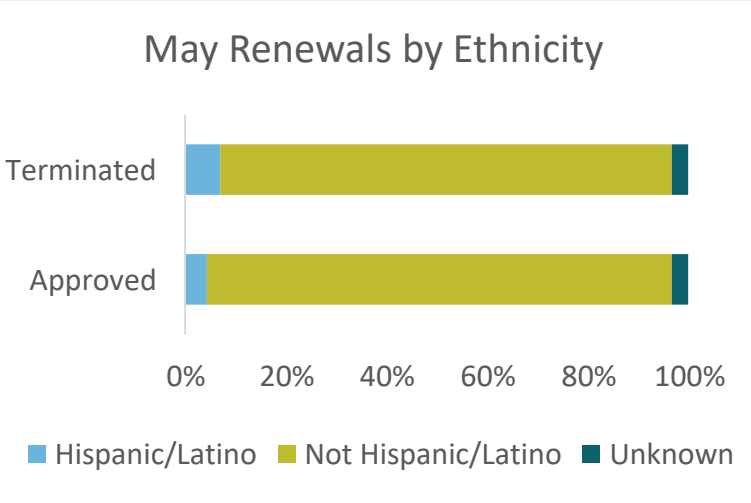
# RACE AND ETHNICITY DATA

Renewals for May 2025 are categorized by race and ethnicity below.

May 2025 Kentucky Renewals		
Race	Approved	Terminated
White	37,464	1,088
Black or African American	5,161	174
Unknown	2,338	67
Mixed	796	26
Asian	567	23
American Indian or Alaskan Native	41	1
Native Hawaiian or Other Pacific Islander	42	0
Total	46,409	1,379



May 2025 Kentucky Renewals		
Ethnicity	Approved	Terminated
Hispanic/Latino	2,001	96
Not Hispanic/Latino	42,890	1,238
Unknown	1,518	45
Total	46,409	1,379

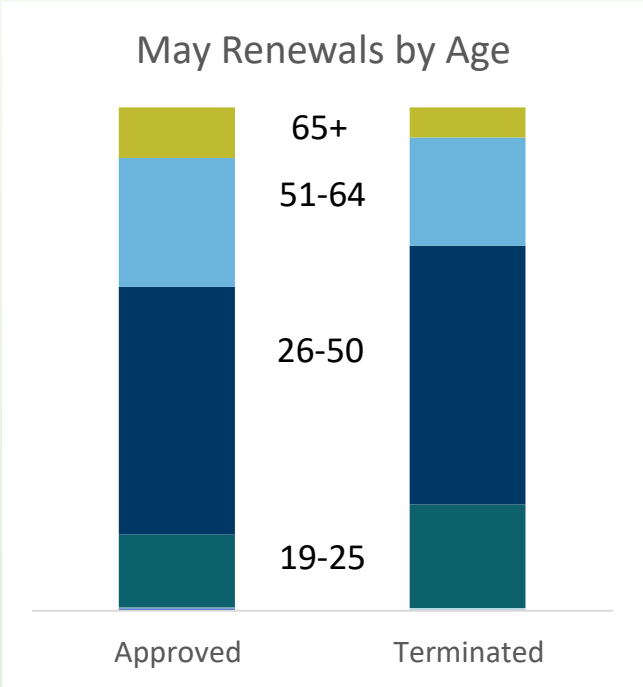


# AGE DATA

Renewals for May 2025 are categorized by age below.

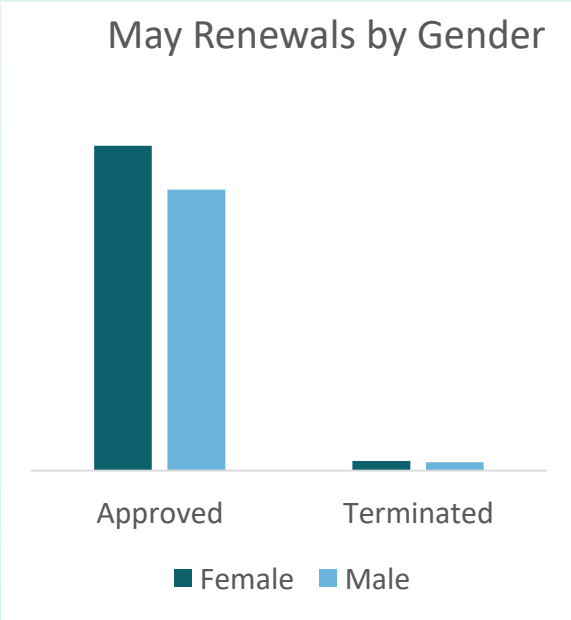
May 2025 Kentucky Renewals		
Age Group	Approved	Terminated
0-6	247	4
7-18	59	3
19-25	6,717	288
26-50	22,803	719
51-64	11,922	301
65+*	4,661	64
Total	46,409	1,379

Note – Continuous coverage for children is currently being implemented across the state. As a result, children were only terminated for reasons such as change in state residency or request for discontinuance.



# GENDER DATA

Renewals for May 2025 are categorized by gender below.



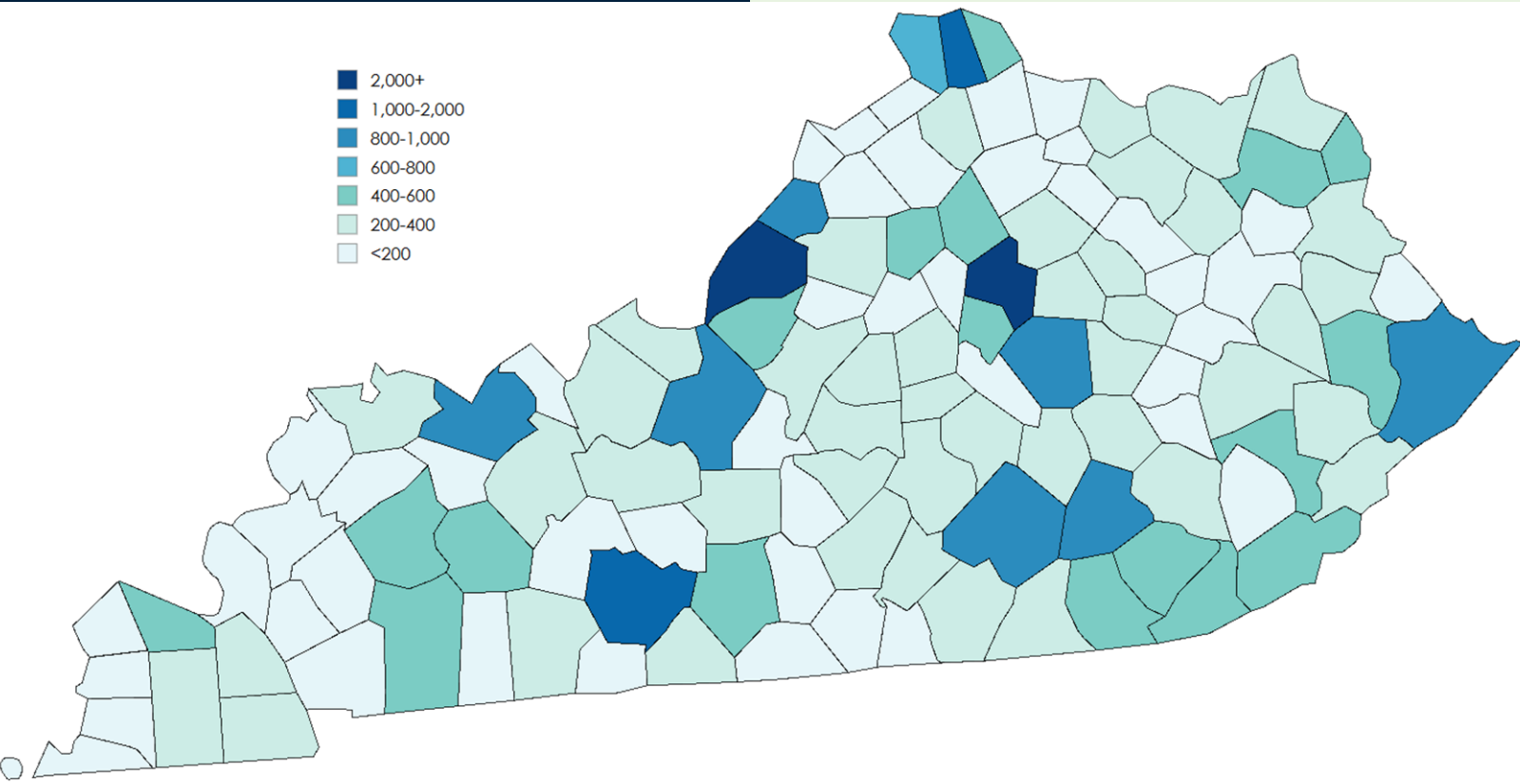
May 2025 Kentucky Renewals		
Gender	Approved	Terminated
Female	24,892	734
Male	21,516	645
Total	46,408	1,7379

\*One member record indicated 'unknown' gender. Total Approvals remains 46,409.

# REGIONAL DATA

This map represents the number of Medicaid renewals approved in each Kentucky county in May 2025.

## May Medicaid Approvals



# REGIONAL DATA

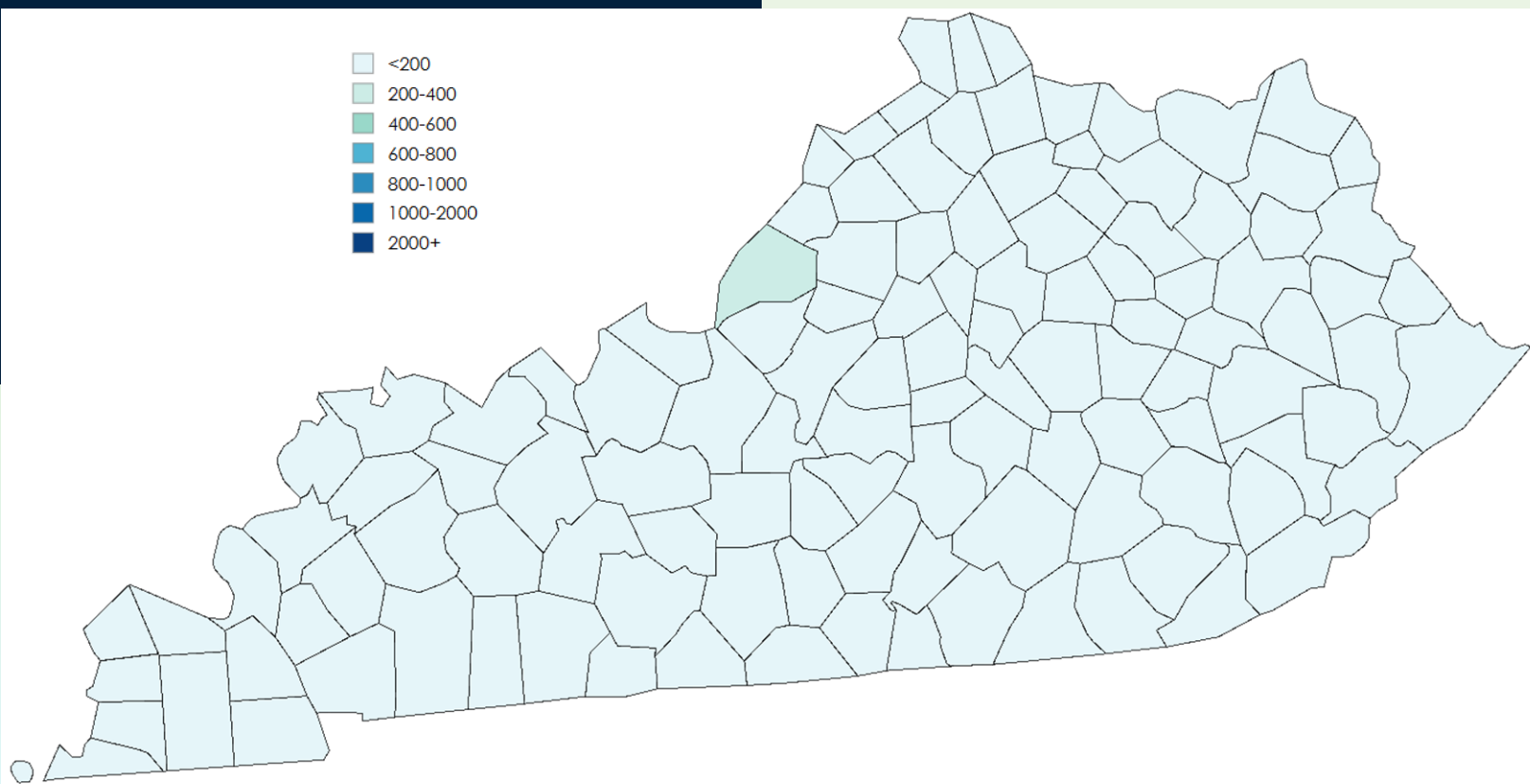
This table represents the number of Medicaid renewal approvals in each Kentucky county in May 2025.

May 2025 Kentucky Renewals									
County	Approved	County	Approved	County	Approved	County	Approved	County	Approved
ADAIR	320	CLARK	376	HARRISON	187	MADISON	925	PERRY	467
ALLEN	210	CLAY	324	HART	244	MAGOFFIN	201	PIKE	841
ANDERSON	173	CLINTON	160	HENDERSON	391	MARION	201	POWELL	200
BALLARD	69	CRITTENDEN	78	HENRY	128	MARSHALL	299	PULASKI	952
BARREN	493	CUMBERLAND	102	HICKMAN	55	MARTIN	156	ROBERTSON	38
BATH	167	DAVIESS	937	HOPKINS	531	MASON	219	ROCKCASTLE	247
BELL	479	EDMONSON	157	JACKSON	232	MCCRACKEN	586	ROWAN	280
BOONE	744	ELLIOTT	113	JEFFERSON	7525	MCCREARY	340	RUSSELL	296
BOURBON	207	ESTILL	233	JESSAMINE	504	MCLEAN	97	SCOTT	418
BOYD	493	FAYETTE	2391	JOHNSON	320	MEADE	246	SHELBY	284
BOYLE	222	FLEMING	219	KENTON	1148	MENIFEE	106	SIMPSON	173
BRACKEN	74	FLOYD	548	KNOTT	265	MERCER	226	SPENCER	117
BREATHITT	203	FRANKLIN	427	KNOX	542	METCALFE	171	TAYLOR	343
BRECKINRIDGE	255	FULTON	81	LARUE	189	MONROE	168	TODD	140
BULLITT	587	GALLATIN	87	LAUREL	944	MONTGOMERY	310	TRIGG	162
BUTLER	179	GARRARD	178	LAWRENCE	214	MORGAN	160	TRIMBLE	73
CALDWELL	126	GRANT	247	LEE	109	MUHLENBERG	403	UNION	108
CALLOWAY	309	GRAVES	313	LESLIE	164	NELSON	371	WARREN	1295
CAMPBELL	553	GRAYSON	319	LETCHER	370	NICHOLAS	124	WASHINGTON	207
CARLISLE	57	GREEN	159	LEWIS	222	OHIO	265	WAYNE	318
CARROLL	104	GREENUP	353	LINCOLN	311	OLDHAM	898	WEBSTER	124
CARTER	411	HANCOCK	61	LIVINGSTON	77	OWEN	131	WHITLEY	596
CASEY	232	HARDIN	920	LOGAN	298	OWSLEY	76	WOLFE	122
CHRISTIAN	593	HARLAN	463	LYON	75	PENDLETON	123	WOODFORD	177

# REGIONAL DATA

This map represents the number of Medicaid renewals terminated in each Kentucky county in May 2025.

## May Medicaid Terminations



# REGIONAL DATA

This table represents the number of Medicaid renewal terminations in each Kentucky county in May 2025.

May 2025 Kentucky Renewal Terminations									
County	Terminated	County	Terminated	County	Terminated	County	Terminated	County	Terminated
ADAIR	11	CLARK	13	HARRISON	4	MADISON	26	PERRY	8
ALLEN	2	CLAY	6	HART	7	MAGOFFIN	1	PIKE	19
ANDERSON	4	CLINTON	4	HENDERSON	10	MARION	8	POWELL	6
BALLARD	2	CRITTENDEN	3	HENRY	5	MARSHALL	9	PULASKI	21
BARREN	12	CUMBERLAND	5	HICKMAN	1	MARTIN	1	ROBERTSON	0
BATH	6	DAVIESS	26	HOPKINS	14	MASON	6	ROCKCASTLE	4
BELL	14	EDMONSON	12	JACKSON	4	MCCRACKEN	11	ROWAN	8
BOONE	31	ELLIOTT	2	JEFFERSON	269	MCCREARY	2	RUSSELL	1
BOURBON	7	ESTILL	3	JESSAMINE	18	MCLEAN	6	SCOTT	8
BOYD	14	FAYETTE	105	JOHNSON	3	MEADE	4	SHELBY	10
BOYLE	9	FLEMING	7	KENTON	28	MENIFEE	3	SIMPSON	5
BRACKEN	1	FLOYD	17	KNOTT	14	MERCER	8	SPENCER	4
BREATHITT	6	FRANKLIN	6	KNOX	13	METCALFE	4	TAYLOR	16
BRECKINRIDGE	5	FULTON	1	LARUE	5	MONROE	2	TODD	3
BULLITT	9	GALLATIN	5	LAUREL	25	MONTGOMERY	8	TRIGG	4
BUTLER	6	GARRARD	3	LAWRENCE	5	MORGAN	3	TRIMBLE	4
CALDWELL	2	GRANT	11	LEE	1	MUHLENBERG	14	UNION	4
CALLOWAY	11	GRAVES	18	LESLIE	0	NELSON	8	WARREN	48
CAMPBELL	16	GRAYSON	8	LETCHER	3	NICHOLAS	3	WASHINGTON	7
CARLISLE	2	GREEN	8	LEWIS	5	OHIO	10	WAYNE	12
CARROLL	7	GREENUP	9	LINCOLN	3	OLDHAM	8	WEBSTER	5
CARTER	13	HANCOCK	2	LIVINGSTON	4	OWEN	7	WHITLEY	11
CASEY	6	HARDIN	41	LOGAN	7	OWSLEY	1	WOLFE	2
CHRISTIAN	15	HARLAN	8	LYON	3	PENDLETON	3	WOODFORD	5

# CMS MONTHLY REPORT DATA

Additional metrics are included in the monthly report to CMS. The following table highlights key information regarding the renewals due during the May Reporting Period. The full report can be accessed at <https://medicaidunwinding.ky.gov>.

## Approvals Breakdown

- 41,702 were renewed on an *ex parte* basis
- 4,707 were approved through completing a pre-populated form

## Terminations Breakdown

- 1,358 were determined ineligible for Medicaid
- 21 were terminated for procedural reasons (i.e., failure to respond)

## Pending Cases Breakdown

- 6,556 were extended due to flexibilities and strategies