

Kentucky Medicaid Unwinding Demographic Report

March 2026

INTRODUCTION

The Kentucky Department for Medicaid Services (DMS) wants to make sure that all eligible Medicaid beneficiaries keep their coverage as they go through their regular annual renewals. Medicaid renewals are the processes states use to regularly make sure that individuals still meet the eligibility requirements for Medicaid benefits each year. This means that all Medicaid and KCHIP members undergo a redetermination of their eligibility every 12 months. Those who are determined to be eligible will continue to receive Medicaid coverage. Those who are determined to be ineligible for coverage will be removed from Medicaid and connected to alternative coverage options in the state.

This report dives deeper into the demographic breakdowns of Kentucky Medicaid renewals, pending, and terminated in March 2026.

SNAPSHOT

A total of 136,787 individuals who had their renewal due on March 31 were determined eligible for renewed coverage. 20,713 total individuals had their coverage terminated as of March 31. 5,955 of those individuals were determined ineligible based on eligibility requirements and have been terminated. For individuals who were terminated in March and have supplied requested information for eligibility determination, 839 renewals have been reinstated as of the finalization of this report.

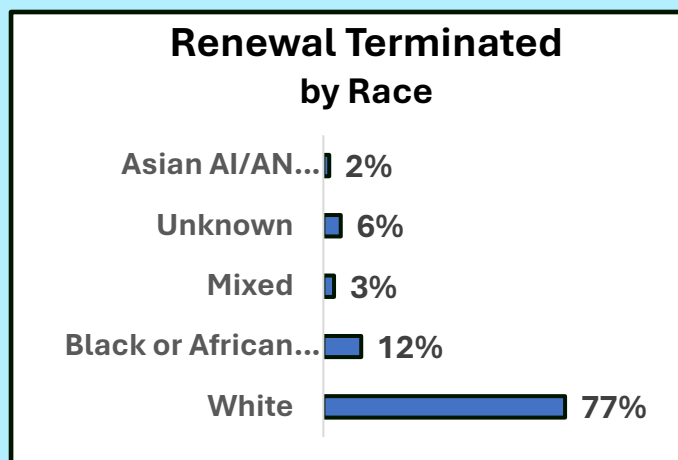
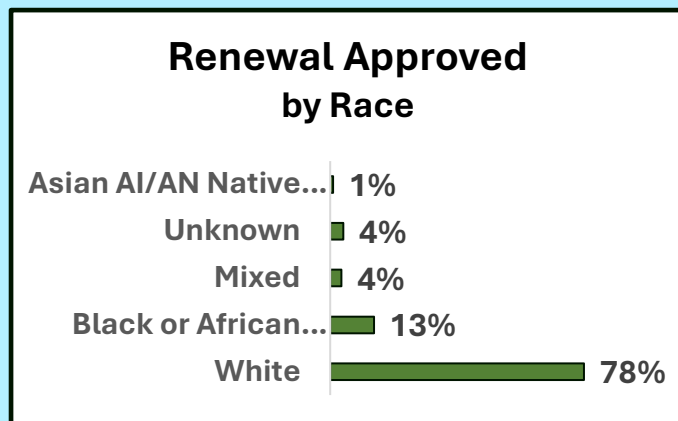
Note: DMS is unable to track enrollment in coverage outside the state of Kentucky. For example, a significant number of individuals are estimated to have gained health coverage through an employer, meaning that individuals who do not come back to renew should not be assumed to be uninsured.

Race And Ethnicity Data

Renewals for March 2026 are categorized by race and ethnicity below.

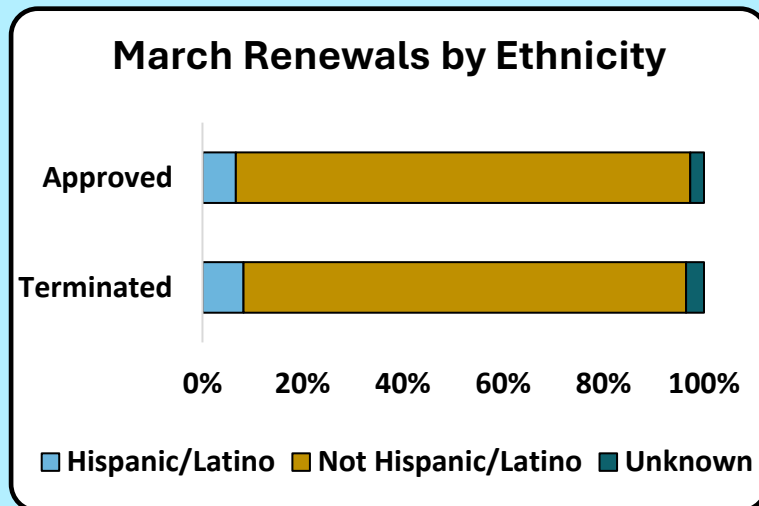
March 2026 Kentucky Renewals

Race	Approved	Terminated
White	106,245	15,962
Black or African American	18,352	2,508
Unknown	5,531	1,144
Mixed	4,662	705
Asian	1,724	331
American Indian or Alaskan Native	130	22
Native Hawaiian or Other Pacific Islander	143	41
Total	136,787	20,713



March 2026 Kentucky Renewals

Ethnicity	Approved	Terminated
Hispanic/Latino	9,125	1,697
Not Hispanic/Latino	123,953	18,272
Unknown	3,709	744
Total	136,787	20,713

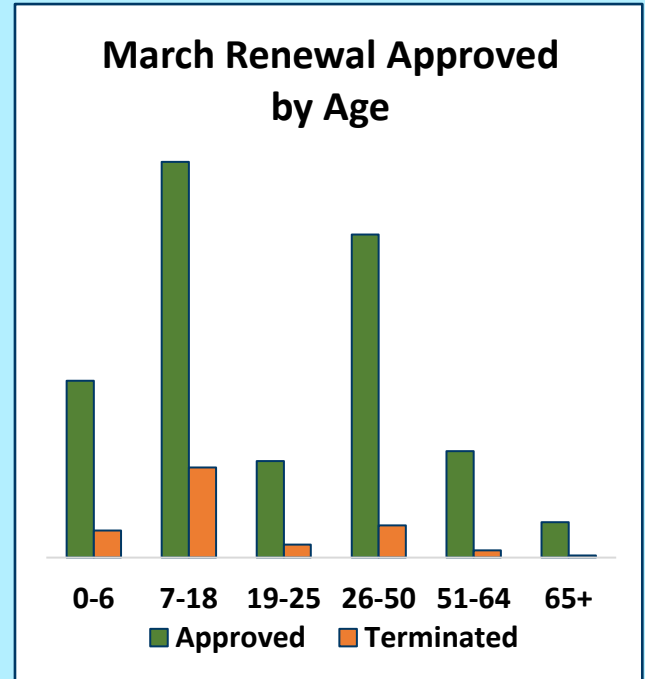


Age Data

Renewals for March 2026 are categorized by age below.

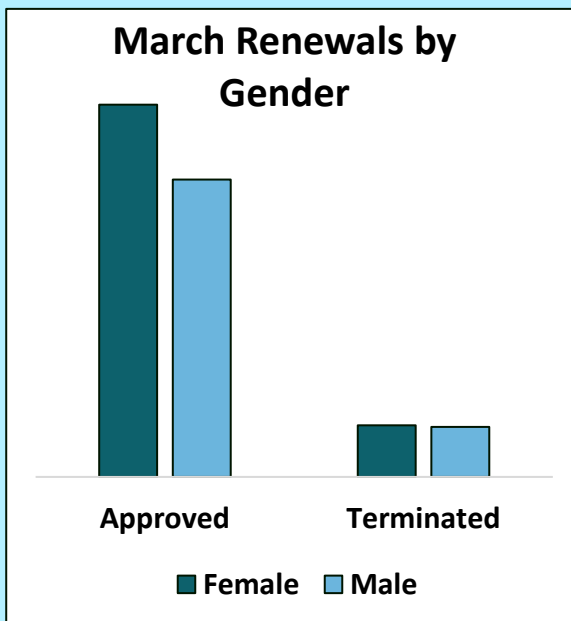
March 2026 Kentucky Renewals

Age Group	Approved	Terminated
0-6	21,332	3,258
7-18	47,738	10,870
19-25	11,631	1,561
26-50	38,976	3,888
51-64	12,837	888
65+*	4,273	248
Total	136,787	20,713



Gender Data

Renewals for March 2026 are categorized by gender below.



March 2026 Kentucky Renewals

Gender	Approved	Terminated
Female	76,024	10,516
Male	60,762	10,197
Total	136,787	20,713

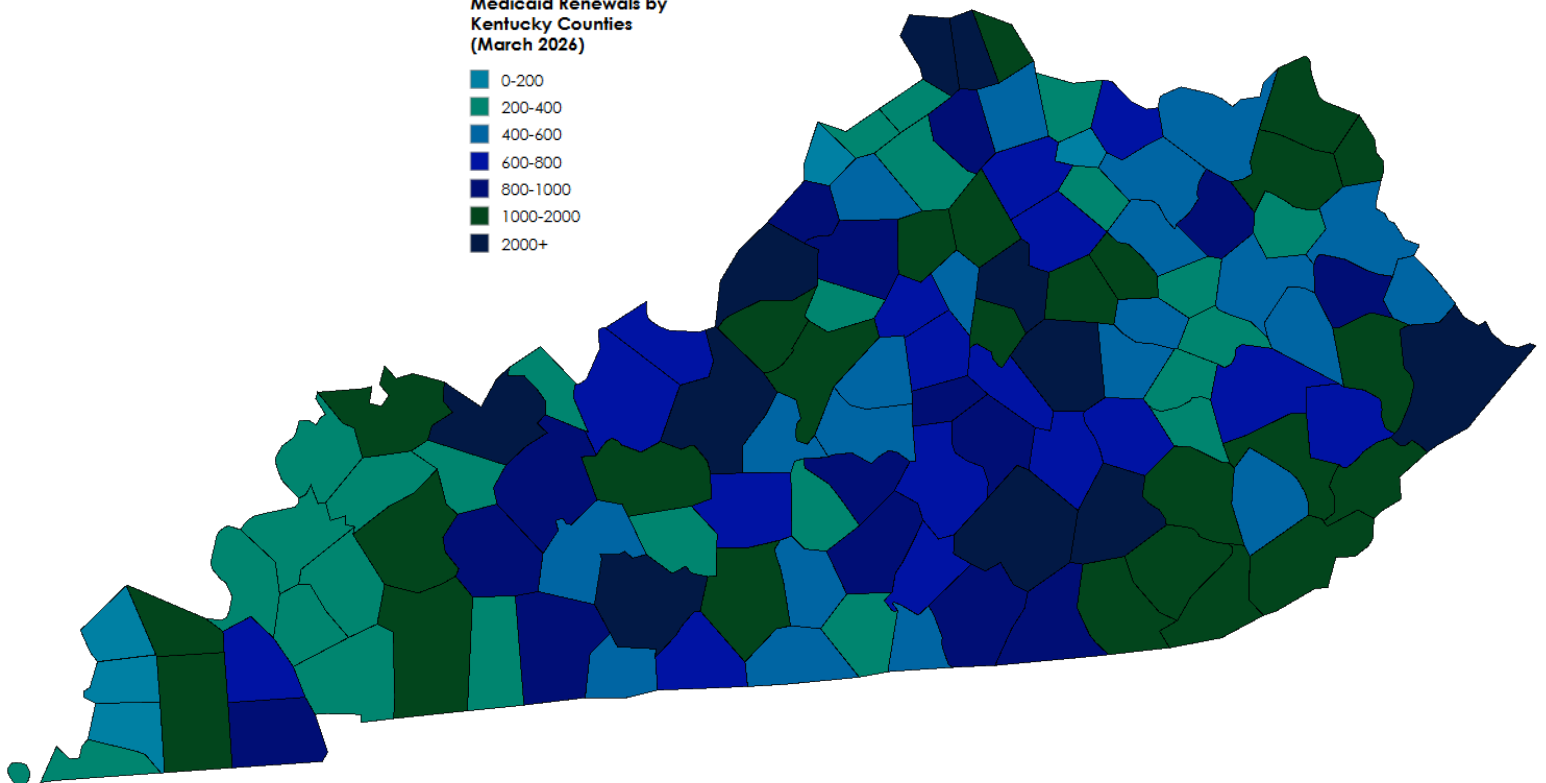
Regional Data Approval Map

This map represents the number of Medicaid renewals approved in each Kentucky county in March 2026.

March Medicaid Approvals

Medicaid Renewals by
Kentucky Counties
(March 2026)

- 0-200
- 200-400
- 400-600
- 600-800
- 800-1000
- 1000-2000
- 2000+



Regional Data Approvals

This table represents the number of Medicaid renewal approvals in each Kentucky county in March 2026.

March 2026 Kentucky Renewals Approvals

County	Total	County	Total	County	Total	County	Total	County	Total
ADAIR	889	CLARK	1119	HARRISON	622	MADISON	2697	PERRY	1332
ALLEN	707	CLAY	1091	HART	721	MAGOFFIN	575	PIKE	2157
ANDERSON	610	CLINTON	539	HENDERSON	1225	MARION	568	POWELL	580
BALLARD	156	CRITTENDEN	226	HENRY	534	MARSHALL	790	PULASKI	2733
BARREN	1540	CUMBERLAND	316	HICKMAN	143	MARTIN	444	ROBERTSON	90
BATH	548	DAVISS	3006	HOPKINS	1559	MASON	617	ROCKCASTLE	743
BELL	1325	EDMONSON	374	JACKSON	687	MCCRACKEN	1842	ROWAN	812
BOONE	2486	ELLIOTT	317	JEFFERSON	22096	MCCREARY	947	RUSSELL	774
BOURBON	711	ESTILL	554	JESSAMINE	1595	MCLEAN	340	SCOTT	1211
BOYD	1388	FAYETTE	7496	JOHNSON	904	MEADE	794	SHELBY	924
BOYLE	945	FLEMING	588	KENTON	3587	MENIFEE	292	SIMPSON	519
BRACKEN	271	FLOYD	1702	KNOTT	616	MERCER	687	SPENCER	296
BREATHITT	626	FRANKLIN	1399	KNOX	1752	METCALFE	440	TAYLOR	945
BRECKINRIDGE	694	FULTON	254	LARUE	422	MONROE	474	TODD	343
BULLITT	1742	GALLATIN	248	LAUREL	2673	MONTGOMERY	1031	TRIGG	391
BUTLER	457	GARRARD	629	LAWRENCE	571	MORGAN	533	TRIMBLE	177
CALDWELL	372	GRANT	832	LEE	352	MUHLENBERG	959	UNION	389
CALLOWAY	869	GRAVES	1168	LESLIE	462	NELSON	1294	WARREN	4026
CAMPBELL	1602	GRAYSON	1050	LETCHER	1034	NICHOLAS	367	WASHINGTON	432
CARLISLE	193	GREEN	398	LEWIS	504	OHIO	810	WAYNE	954
CARROLL	344	GREENUP	1064	LINCOLN	949	OLDHAM	953	WEBSTER	337
CARTER	1029	HANCOCK	245	LIVINGSTON	233	OWEN	336	WHITLEY	1835
CASEY	707	HARDIN	2891	LOGAN	846	OWSLEY	253	WOLFE	315
CHRISTIAN	1753	HARLAN	1398	LYON	257	PENDLETON	430	WOODFORD	590

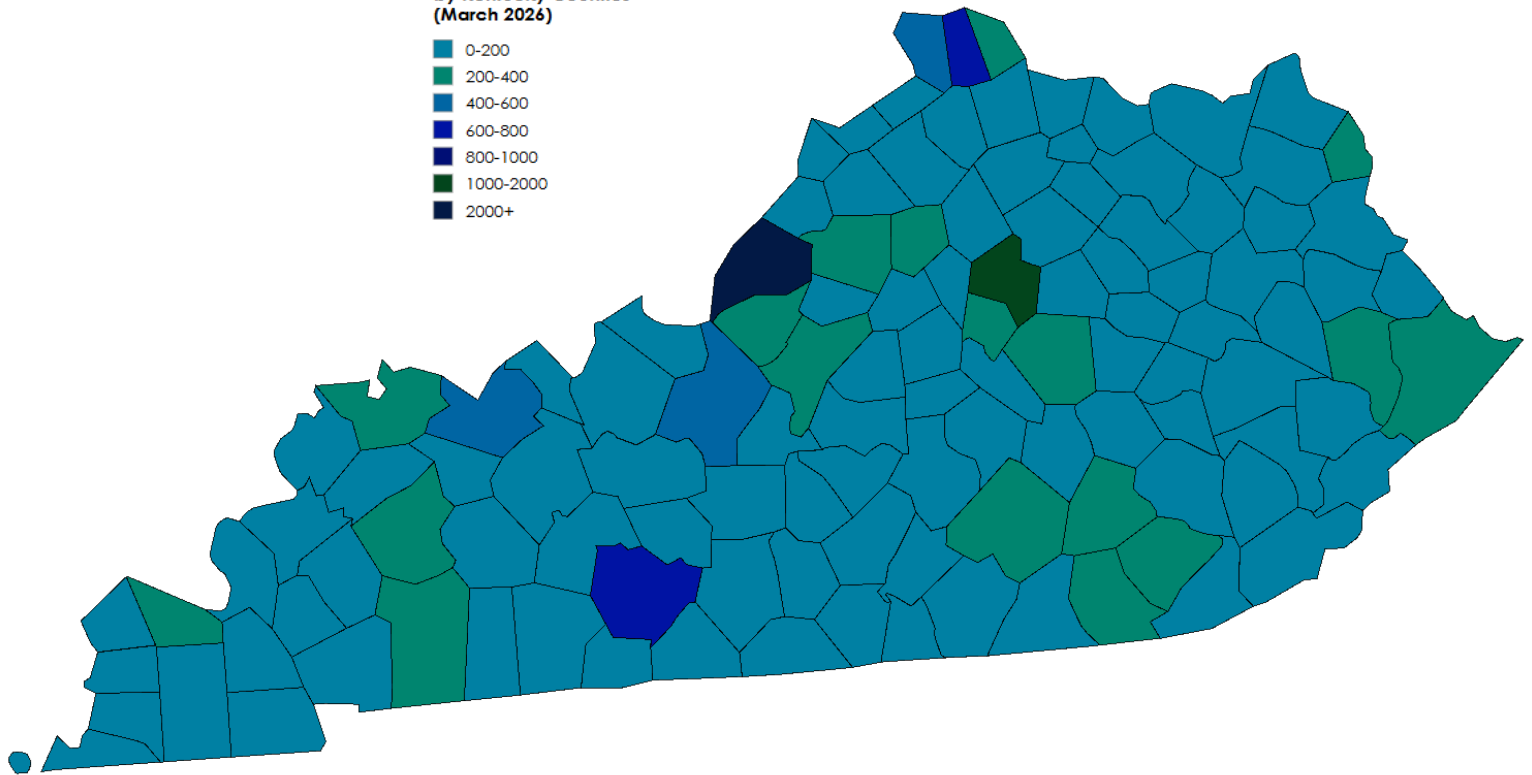
Regional Data Termination Map

This map represents the number of Medicaid renewals terminated in each Kentucky county in March 2026.

March Medicaid Terminations

Medicaid Terminations
by Kentucky Counties
(March 2026)

- 0-200
- 200-400
- 400-600
- 600-800
- 800-1000
- 1000-2000
- 2000+



Regional Data Terminations

This table represents the number of Medicaid renewal terminations in each Kentucky county in March 2026.

March 2026 Kentucky Renewal Terminations

County	Total	County	Total	County	Total	County	Total	County	Total
ADAIR	117	CLARK	170	HARRISON	90	MADISON	378	PERRY	175
ALLEN	96	CLAY	132	HART	122	MAGOFFIN	94	PIKE	249
ANDERSON	117	CLINTON	58	HENDERSON	225	MARION	119	POWELL	102
BALLARD	33	CRITTENDEN	41	HENRY	109	MARSHALL	149	PULASKI	341
BARREN	191	CUMBERLAND	28	HICKMAN	19	MARTIN	50	ROBERTSON	19
BATH	64	DAVISS	497	HOPKINS	234	MASON	61	ROCKCASTLE	104
BELL	147	EDMONSON	67	JACKSON	77	MCCRACKEN	292	ROWAN	120
BOONE	475	ELLIOTT	34	JEFFERSON	3402	MCCREARY	82	RUSSELL	68
BOURBON	101	ESTILL	49	JESSAMINE	276	MCLEAN	35	SCOTT	195
BOYD	219	FAYETTE	1189	JOHNSON	102	MEADE	132	SHELBY	210
BOYLE	127	FLEMING	78	KENTON	609	MENIFEE	22	SIMPSON	101
BRACKEN	38	FLOYD	212	KNOTT	61	MERCER	119	SPENCER	88
BREATHITT	53	FRANKLIN	229	KNOX	216	METCALFE	74	TAYLOR	152
BRECKINRIDGE	104	FULTON	20	LARUE	105	MONROE	52	TODD	36
BULLITT	287	GALLATIN	31	LAUREL	318	MONTGOMERY	133	TRIGG	62
BUTLER	87	GARRARD	109	LAWRENCE	62	MORGAN	58	TRIMBLE	30
CALDWELL	65	GRANT	147	LEE	43	MUHLENBERG	162	UNION	74
CALLOWAY	191	GRAVES	182	LESLIE	77	NELSON	206	WARREN	708
CAMPBELL	266	GRAYSON	170	LETCHER	122	NICHOLAS	34	WASHINGTON	60
CARLISLE	13	GREEN	82	LEWIS	67	OHIO	134	WAYNE	104
CARROLL	68	GREENUP	167	LINCOLN	135	OLDHAM	194	WEBSTER	72
CARTER	150	HANCOCK	53	LIVINGSTON	28	OWEN	68	WHITLEY	223
CASEY	101	HARDIN	458	LOGAN	142	OWSLEY	24	WOLFE	48
CHRISTIAN	272	HARLAN	156	LYON	27	PENDLETON	62	WOODFORD	103

CMS Monthly Report Data

Additional metrics are included in the monthly report to CMS. The following table highlights key information regarding the renewals due during the March Reporting Period. The full report can be accessed at <https://medicaidunwinding.ky.gov>.

Approvals Breakdown

- 122,481 were renewed on an *ex parte* basis
- 14,306 were approved through completing a pre-populated form

Terminations Breakdown

- 5,955 were determined ineligible for Medicaid
- 14,758 were terminated for procedural reasons (i.e., failure to respond)

Pending Cases Breakdown

- 1,068 pending for document processing