



KENTUCKY MEDICAID UNWINDING DEMOGRAPHIC REPORT

June 2025

INTRODUCTION

The Kentucky Department for Medicaid Services (DMS) wants to make sure that all eligible Medicaid beneficiaries keep their coverage as they go through their regular annual renewals. Medicaid renewals are the processes states use to regularly make sure that individuals still meet the eligibility requirements for Medicaid benefits each year. This means that all Medicaid and KCHIP members undergo a redetermination of their eligibility every 12 months. Those who are determined to be eligible will continue to receive Medicaid coverage. Those who are determined to be ineligible for coverage will be removed from Medicaid and connected to alternative coverage options in the state.

This report dives deeper into the demographic breakdowns of Kentucky Medicaid renewals, pending, and terminated in June 2025.

SNAPSHOT

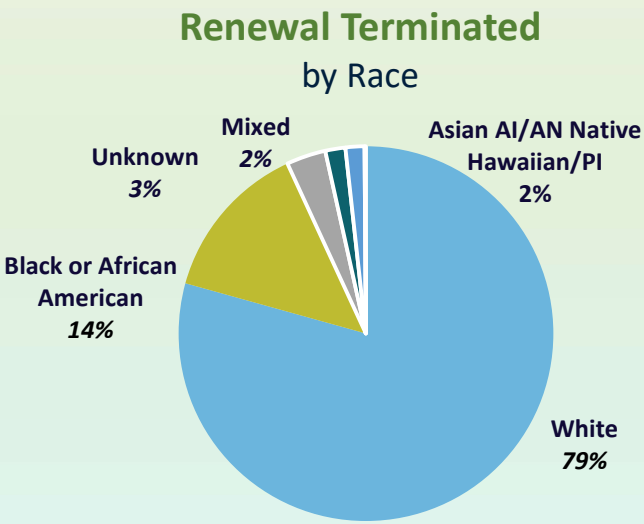
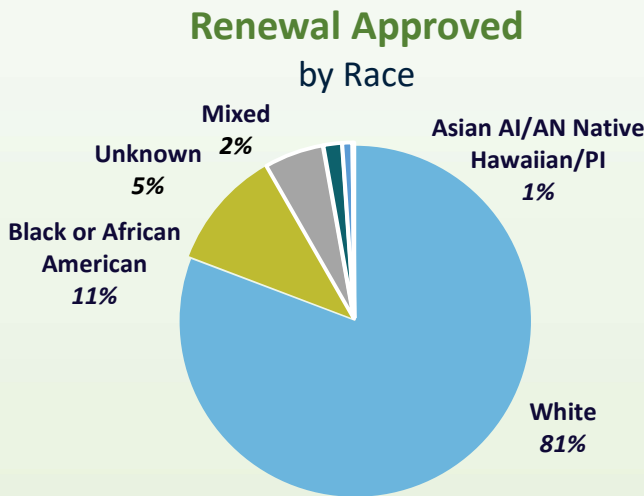
A total of 37,640 individuals who had their renewal due on June 30 were determined eligible for renewed coverage. 914 total individuals had their coverage terminated as of June 30. 908 of those individuals were determined ineligible based on eligibility requirements and have been terminated. For individuals who were terminated on June 30 and have supplied requested information for eligibility determination, 29 renewals have been reinstated as of the finalization of this report.

Note: DMS is unable to track enrollment in coverage outside the state of Kentucky. For example, a significant number of individuals are estimated to have gained health coverage through an employer, meaning that individuals who do not come back to renew should not be assumed to be uninsured.

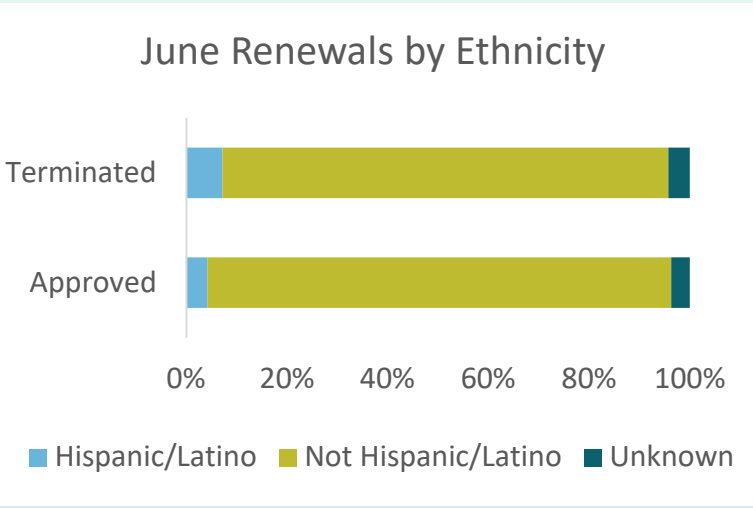
RACE AND ETHNICITY DATA

Renewals for June 2025 are categorized by race and ethnicity below.

June 2025 Kentucky Renewals		
Race	Approved	Terminated
White	30,404	725
Black or African American	4,117	126
Unknown	2,060	31
Mixed	643	16
Asian	354	15
American Indian or Alaskan Native	40	1
Native Hawaiian or Other Pacific Islander	22	0
Total	37,640	914



June 2025 Kentucky Renewals		
Ethnicity	Approved	Terminated
Hispanic/Latino	1,596	66
Not Hispanic/Latino	34,667	809
Unknown	1,377	39
Total	37,640	914

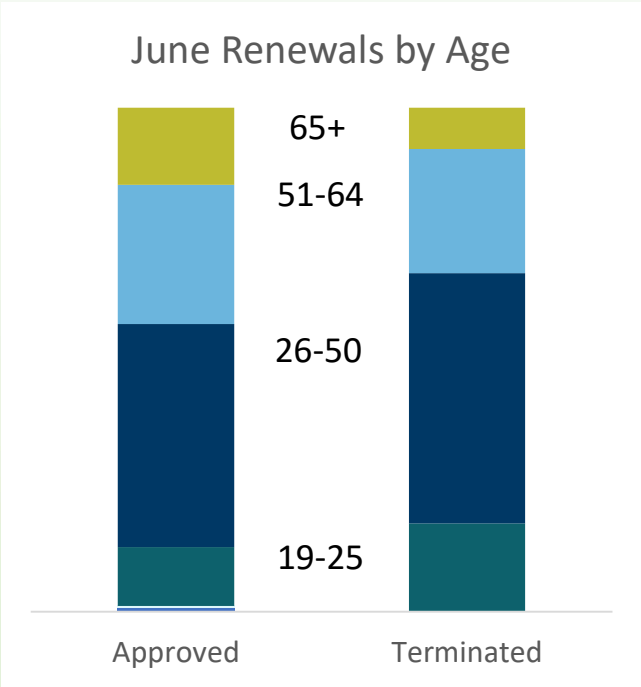


AGE DATA

Renewals for June 2025 are categorized by age below.

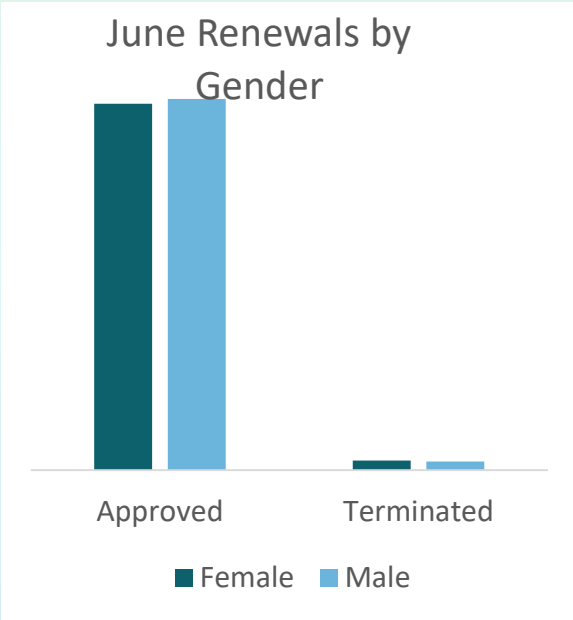
June 2025 Kentucky Renewals		
Age Group	Approved	Terminated
0-6	330	0
7-18	75	0
19-25	4,415	160
26-50	16,662	454
51-64	10,389	225
65+*	5,769	75
Total	37,640	914

Note – Continuous coverage for children is currently being implemented across the state. As a result, children were only terminated for reasons such as change in state residency or request for discontinuance.



GENDER DATA

Renewals for June 2025 are categorized by gender below.

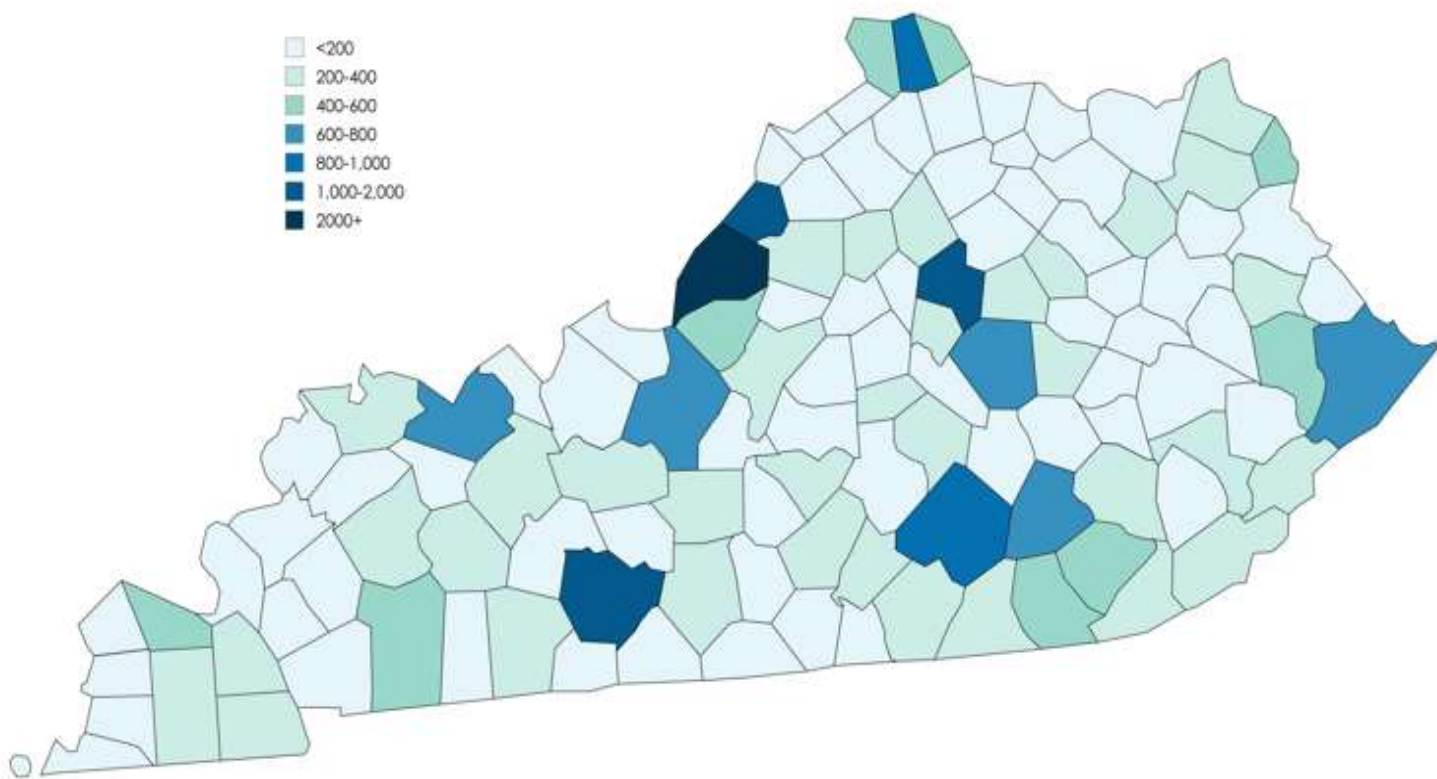


June 2025 Kentucky Renewals		
Gender	Approved	Terminated
Female	18,704	480
Male	18,936	434
Total	37,640	914

REGIONAL DATA

This map represents the number of Medicaid renewals approved in each Kentucky county in June 2025.

June Medicaid Approvals



REGIONAL DATA

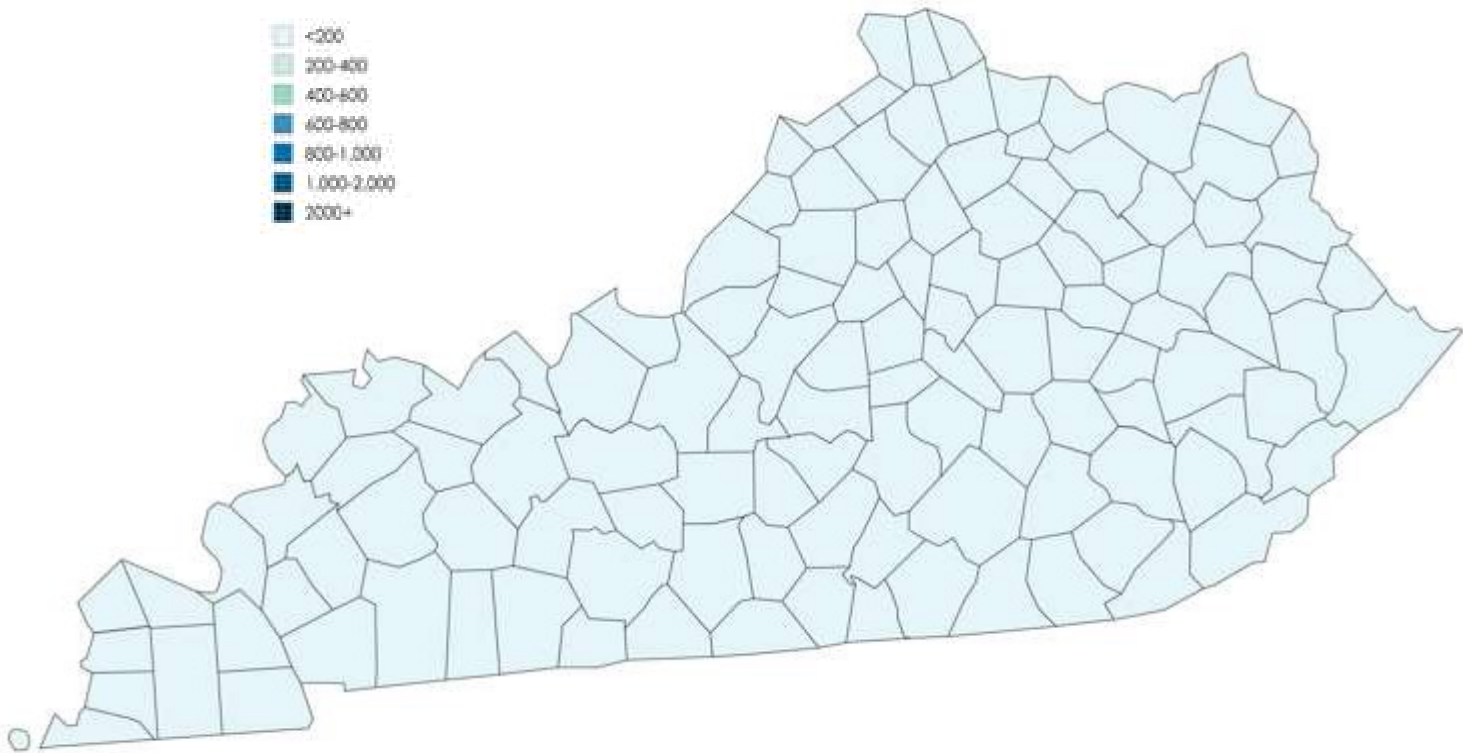
This table represents the number of Medicaid renewal approvals in each Kentucky county in June 2025.

June 2025 Kentucky Renewals									
County	Approved	County	Approved	County	Approved	County	Approved	County	Approved
ADAIR	245	CLARK	321	HARRISON	148	MADISON	764	PERRY	376
ALLEN	193	CLAY	279	HART	222	MAGOFFIN	190	PIKE	743
ANDERSON	131	CLINTON	153	HENDERSON	302	MARION	136	POWELL	138
BALLARD	58	CRITTENDEN	68	HENRY	101	MARSHALL	214	PULASKI	812
BARREN	387	CUMBERLAND	107	HICKMAN	39	MARTIN	129	ROBERTSON	19
BATH	140	DAVIESS	796	HOPKINS	379	MASON	166	ROCKCASTLE	180
BELL	367	EDMONSON	138	JACKSON	156	MCCRACKEN	496	ROWAN	249
BOONE	512	ELLIOTT	81	JEFFERSON	6300	MCCREARY	255	RUSSELL	206
BOURBON	138	ESTILL	204	JESSAMINE	355	MCLEAN	76	SCOTT	284
BOYD	454	FAYETTE	1886	JOHNSON	236	MEADE	166	SHELBY	216
BOYLE	205	FLEMING	147	KENTON	919	MENIFEE	75	SIMPSON	160
BRACKEN	62	FLOYD	471	KNOTT	183	MERCER	186	SPENCER	87
BREATHITT	157	FRANKLIN	361	KNOX	480	METCALFE	116	TAYLOR	264
BRECKINRIDGE	170	FULTON	69	LARUE	115	MONROE	131	TODD	90
BULLITT	445	GALLATIN	74	LAUREL	731	MONTGOMERY	269	TRIGG	123
BUTLER	121	GARRARD	139	LAWRENCE	172	MORGAN	143	TRIMBLE	55
CALDWELL	111	GRANT	196	LEE	83	MUHLENBERG	321	UNION	106
CALLOWAY	263	GRAVES	320	LESLIE	145	NELSON	298	WARREN	1025
CAMPBELL	464	GRAYSON	261	LETCHER	302	NICHOLAS	83	WASHINGTON	173
CARLISLE	53	GREEN	113	LEWIS	162	OHIO	241	WAYNE	259
CARROLL	96	GREENUP	292	LINCOLN	249	OLDHAM	1034	WEBSTER	87
CARTER	283	HANCOCK	61	LIVINGSTON	77	OWEN	86	WHITLEY	457
CASEY	195	HARDIN	710	LOGAN	242	OWSLEY	76	WOLFE	100
CHRISTIAN	442	HARLAN	391	LYON	47	PENDLETON	98	WOODFORD	128

REGIONAL DATA

This map represents the number of Medicaid renewals terminated in each Kentucky county in June 2025.

June Medicaid Terminations



REGIONAL DATA

This table represents the number of Medicaid renewal terminations in each Kentucky county in June 2025.

June 2025 Kentucky Renewal Terminations									
County	Terminated	County	Terminated	County	Terminated	County	Terminated	County	Terminated
ADAIR	5	CLARK	9	HARRISON	6	MADISON	21	PERRY	9
ALLEN	6	CLAY	4	HART	5	MAGOFFIN	5	PIKE	16
ANDERSON	4	CLINTON	6	HENDERSON	7	MARION	3	POWELL	3
BALLARD	1	CRITTENDEN	4	HENRY	2	MARSHALL	11	PULASKI	7
BARREN	8	CUMBERLAND	0	HICKMAN	0	MARTIN	5	ROBERTSON	0
BATH	1	DAVIESS	20	HOPKINS	11	MASON	3	ROCKCASTLE	2
BELL	5	EDMONSON	5	JACKSON	4	MCCRACKEN	18	ROWAN	4
BOONE	24	ELLIOTT	2	JEFFERSON	176	MCCREARY	2	RUSSELL	3
BOURBON	1	ESTILL	2	JESSAMINE	10	MCLEAN	0	SCOTT	12
BOYD	6	FAYETTE	73	JOHNSON	4	MEADE	2	SHELBY	7
BOYLE	3	FLEMING	1	KENTON	29	MENIFEE	3	SIMPSON	5
BRACKEN	1	FLOYD	8	KNOTT	2	MERCER	5	SPENCER	1
BREATHITT	2	FRANKLIN	9	KNOX	10	METCALFE	3	TAYLOR	2
BRECKINRIDGE	1	FULTON	1	LARUE	1	MONROE	1	TODD	2
BULLITT	13	GALLATIN	1	LAUREL	9	MONTGOMERY	12	TRIGG	0
BUTLER	1	GARRARD	6	LAWRENCE	3	MORGAN	1	TRIMBLE	3
CALDWELL	0	GRANT	5	LEE	2	MUHLENBERG	3	UNION	2
CALLOWAY	11	GRAVES	9	LESLIE	4	NELSON	11	WARREN	44
CAMPBELL	18	GRAYSON	12	LETCHER	2	NICHOLAS	1	WASHINGTON	3
CARLISLE	0	GREEN	1	LEWIS	2	OHIO	1	WAYNE	4
CARROLL	2	GREENUP	10	LINCOLN	0	OLDHAM	3	WEBSTER	3
CARTER	2	HANCOCK	1	LIVINGSTON	0	OWEN	0	WHITLEY	7
CASEY	6	HARDIN	16	LOGAN	8	OWSLEY	2	WOLFE	2
CHRISTIAN	8	HARLAN	5	LYON	1	PENDLETON	4	WOODFORD	2

CMS MONTHLY REPORT DATA

Additional metrics are included in the monthly report to CMS. The following table highlights key information regarding the renewals due during the June Reporting Period. The full report can be accessed at <https://medicaidunwinding.ky.gov>.

Approvals Breakdown	<ul style="list-style-type: none">• <u>34,566</u> were renewed on an <i>ex parte</i> basis• <u>3,074</u> were approved through completing a pre-populated form
Terminations Breakdown	<ul style="list-style-type: none">• <u>908</u> were determined ineligible for Medicaid• <u>6</u> were terminated for procedural reasons (i.e., failure to respond)
Pending Cases Breakdown	<ul style="list-style-type: none">• <u>4,523</u> were extended due to flexibilities and strategies