



KENTUCKY MEDICAID UNWINDING DEMOGRAPHIC REPORT

July 2025

INTRODUCTION

The Kentucky Department for Medicaid Services (DMS) wants to make sure that all eligible Medicaid beneficiaries keep their coverage as they go through their regular annual renewals. Medicaid renewals are the processes states use to regularly make sure that individuals still meet the eligibility requirements for Medicaid benefits each year. This means that all Medicaid and KCHIP members undergo a redetermination of their eligibility every 12 months. Those who are determined to be eligible will continue to receive Medicaid coverage. Those who are determined to be ineligible for coverage will be removed from Medicaid and connected to alternative coverage options in the state.

This report dives deeper into the demographic breakdowns of Kentucky Medicaid renewals, pending, and terminated in July 2025.

SNAPSHOT

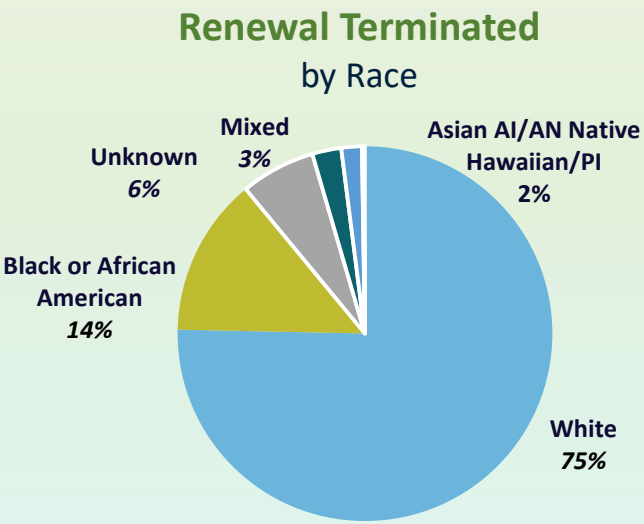
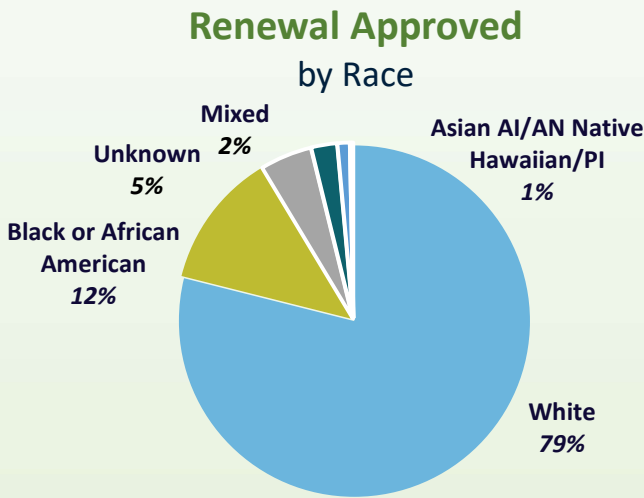
A total of 42,860 individuals who had their renewal due on July 31 were determined eligible for renewed coverage. 4,944 total individuals had their coverage terminated as of July 31. 1,398 of those individuals were determined ineligible based on eligibility requirements and have been terminated. For individuals who were terminated on July 31 and have supplied requested information for eligibility determination, 248 renewals have been reinstated as of the finalization of this report.

Note: DMS is unable to track enrollment in coverage outside the state of Kentucky. For example, a significant number of individuals are estimated to have gained health coverage through an employer, meaning that individuals who do not come back to renew should not be assumed to be uninsured.

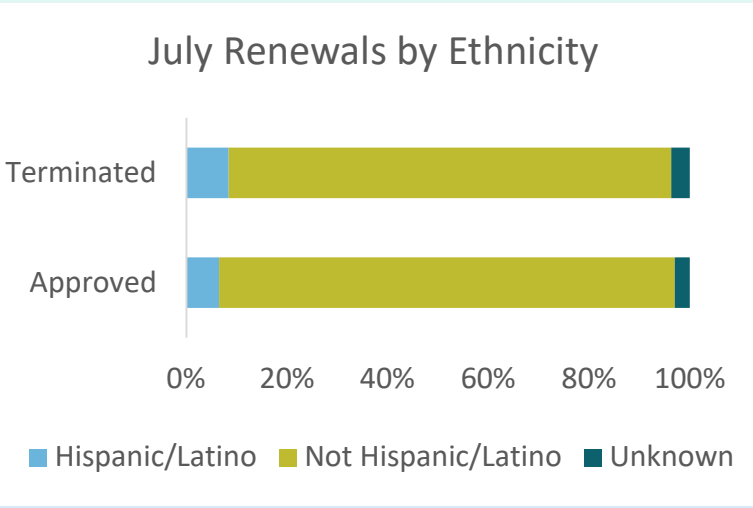
RACE AND ETHNICITY DATA

Renewals for July 2025 are categorized by race and ethnicity below.

July 2025 Kentucky Renewals		
Race	Approved	Terminated
White	33,824	3,725
Black or African American	5,340	676
Unknown	2,058	319
Mixed	1,019	124
Asian	491	88
American Indian or Alaskan Native	60	6
Native Hawaiian or Other Pacific Islander	68	6
Total	42,860	4,944



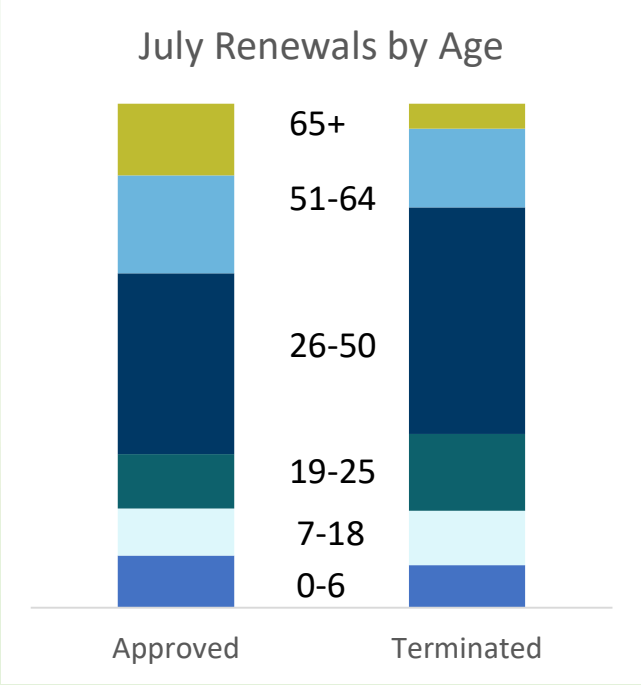
July 2025 Kentucky Renewals		
Ethnicity	Approved	Terminated
Hispanic/Latino	2,791	417
Not Hispanic/Latino	38,776	4,345
Unknown	1,293	182
Total	42,860	4,944



AGE DATA

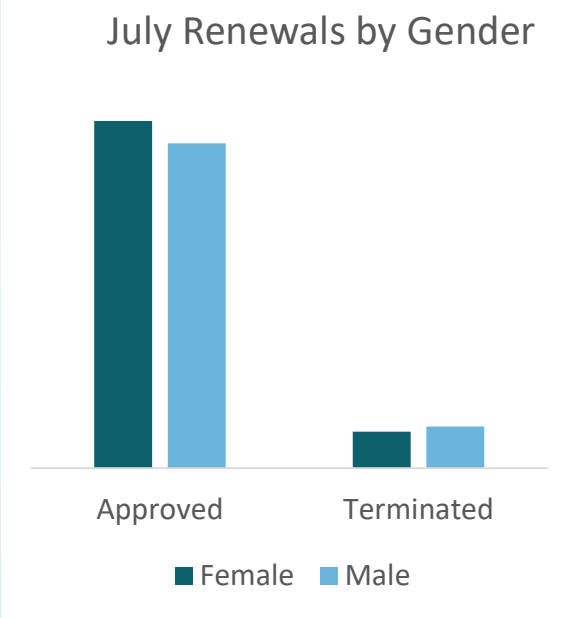
Renewals for July 2025 are categorized by age below.

July 2025 Kentucky Renewals		
Age Group	Approved	Terminated
0-6	4,419	417
7-18	4,004	533
19-25	4,618	753
26-50	15,380	2,223
51-64	8,337	773
65+*	6,102	245
Total	42,860	4,944



GENDER DATA

Renewals for July 2025 are categorized by gender below.



July 2025 Kentucky Renewals		
Gender	Approved	Terminated
Female	22,145	2,303
Male	20,713	2,641
Total	42,858	4,944

*Two member records indicated 'unknown' gender. Total approvals remains 42,860.

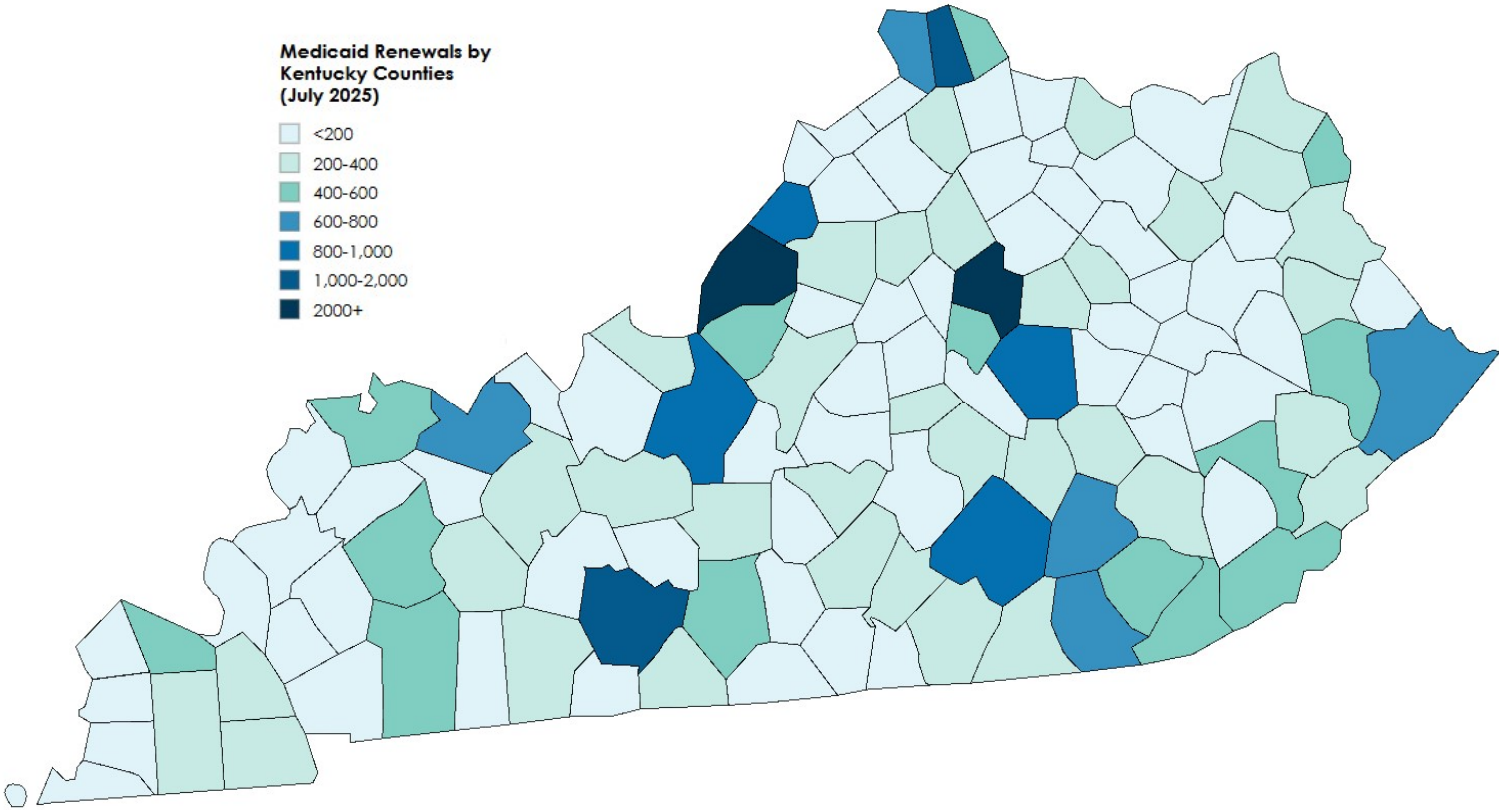
REGIONAL DATA

This map represents the number of Medicaid renewals approved in each Kentucky county in July 2025.

July Medicaid Approvals

Medicaid Renewals by
Kentucky Counties
(July 2025)

- <200
- 200-400
- 400-600
- 600-800
- 800-1,000
- 1,000-2,000
- 2000+



REGIONAL DATA

This table represents the number of Medicaid renewal approvals in each Kentucky county in July 2025.

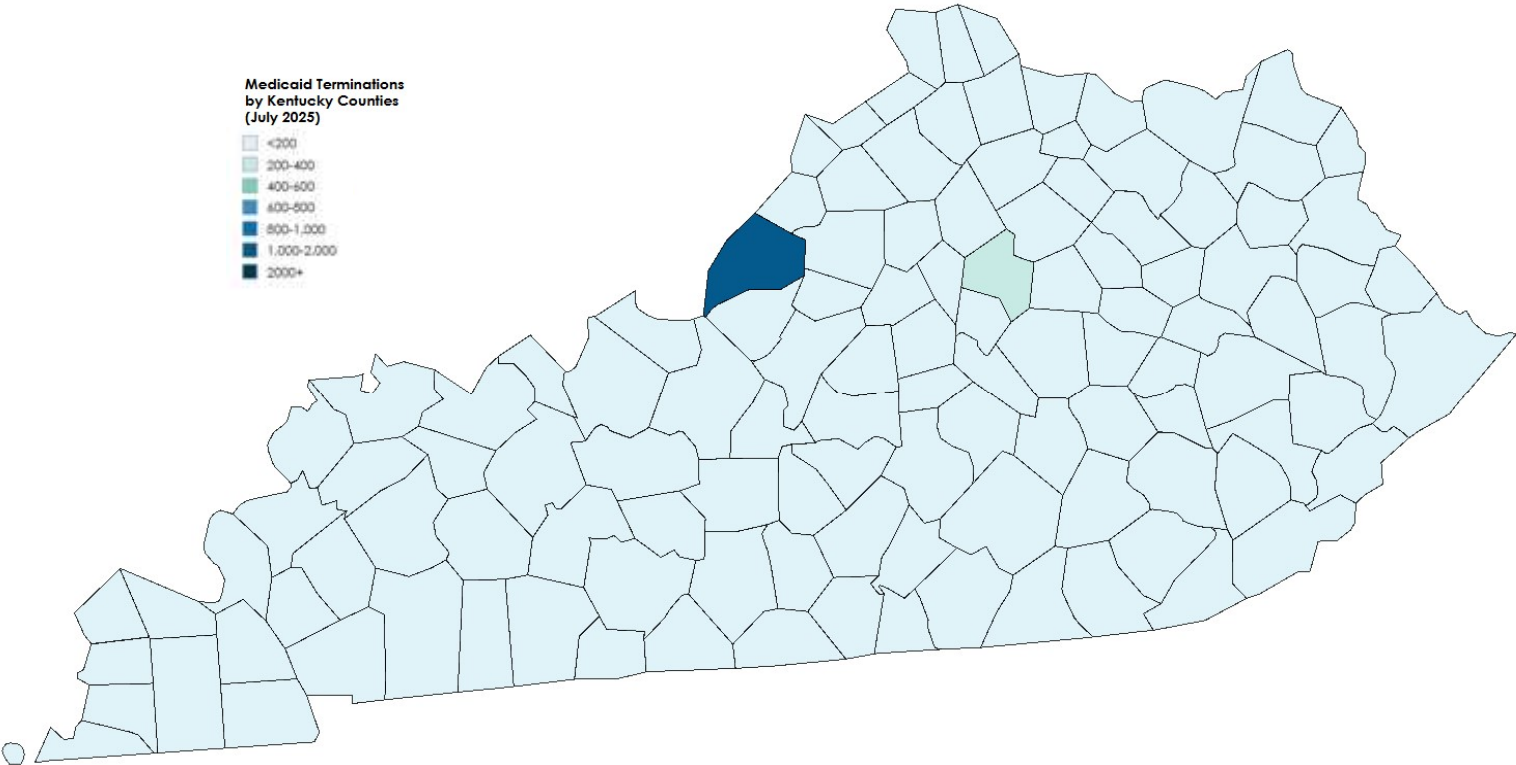
July 2025 Kentucky Renewals									
County	Approved	County	Approved	County	Approved	County	Approved	County	Approved
ADAIR	326	CLARK	361	HARRISON	162	MADISON	865	PERRY	448
ALLEN	228	CLAY	315	HART	213	MAGOFFIN	165	PIKE	715
ANDERSON	146	CLINTON	140	HENDERSON	436	MARION	165	POWELL	178
BALLARD	71	CRITTENDEN	71	HENRY	115	MARSHALL	300	PULASKI	824
BARREN	452	CUMBERLAND	95	HICKMAN	54	MARTIN	128	ROBERTSON	41
BATH	149	DAVIESS	799	HOPKINS	410	MASON	246	ROCKCASTLE	217
BELL	447	EDMONSON	147	JACKSON	215	MCCRACKEN	574	ROWAN	285
BOONE	634	ELLIOTT	69	JEFFERSON	7536	MCCREARY	264	RUSSELL	223
BOURBON	189	ESTILL	165	JESSAMINE	431	MCLEAN	84	SCOTT	324
BOYD	541	FAYETTE	2372	JOHNSON	260	MEADE	230	SHELBY	252
BOYLE	209	FLEMING	160	KENTON	1057	MENIFEE	95	SIMPSON	173
BRACKEN	85	FLOYD	548	KNOTT	202	MERCER	180	SPENCER	92
BREATHITT	182	FRANKLIN	394	KNOX	493	METCALFE	144	TAYLOR	286
BRECKINRIDGE	180	FULTON	79	LARUE	155	MONROE	151	TODD	83
BULLITT	511	GALLATIN	59	LAUREL	696	MONTGOMERY	284	TRIGG	113
BUTLER	155	GARRARD	137	LAWRENCE	201	MORGAN	136	TRIMBLE	67
CALDWELL	129	GRANT	230	LEE	96	MUHLENBERG	349	UNION	116
CALLOWAY	290	GRAVES	307	LESLIE	144	NELSON	352	WARREN	1325
CAMPBELL	546	GRAYSON	324	LETCHER	337	NICHOLAS	106	WASHINGTON	151
CARLISLE	43	GREEN	125	LEWIS	170	OHIO	239	WAYNE	281
CARROLL	113	GREENUP	324	LINCOLN	249	OLDHAM	933	WEBSTER	119
CARTER	306	HANCOCK	72	LIVINGSTON	87	OWEN	94	WHITLEY	618
CASEY	192	HARDIN	864	LOGAN	234	OWSLEY	86	WOLFE	129
CHRISTIAN	541	HARLAN	404	LYON	46	PENDLETON	134	WOODFORD	147

REGIONAL DATA

This map represents the number of Medicaid renewals terminated in each Kentucky county in July 2025.

July Medicaid Terminations

Medicaid Terminations
by Kentucky Counties
(July 2025)



REGIONAL DATA

This table represents the number of Medicaid renewal terminations in each Kentucky county in July 2025.

July 2025 Kentucky Renewal Terminations									
County	Terminated	County	Terminated	County	Terminated	County	Terminated	County	Terminated
ADAIR	28	CLARK	51	HARRISON	17	MADISON	111	PERRY	40
ALLEN	25	CLAY	24	HART	11	MAGOFFIN	15	PIKE	67
ANDERSON	21	CLINTON	10	HENDERSON	54	MARION	20	POWELL	11
BALLARD	8	CRITTENDEN	5	HENRY	13	MARSHALL	39	PULASKI	68
BARREN	54	CUMBERLAND	4	HICKMAN	5	MARTIN	20	ROBERTSON	0
BATH	19	DAVIESS	108	HOPKINS	53	MASON	24	ROCKCASTLE	19
BELL	35	EDMONSON	23	JACKSON	9	MCCRACKEN	64	ROWAN	28
BOONE	103	ELLIOTT	7	JEFFERSON	1032	MCCREARY	25	RUSSELL	24
BOURBON	23	ESTILL	16	JESSAMINE	49	MCLEAN	9	SCOTT	43
BOYD	35	FAYETTE	323	JOHNSON	29	MEADE	23	SHELBY	48
BOYLE	26	FLEMING	18	KENTON	133	MENIFEE	11	SIMPSON	23
BRACKEN	7	FLOYD	42	KNOTT	25	MERCER	17	SPENCER	8
BREATHITT	20	FRANKLIN	46	KNOX	38	METCALFE	13	TAYLOR	34
BRECKINRIDGE	21	FULTON	10	LARUE	13	MONROE	12	TODD	1
BULLITT	62	GALLATIN	9	LAUREL	74	MONTGOMERY	40	TRIGG	9
BUTLER	8	GARRARD	29	LAWRENCE	20	MORGAN	11	TRIMBLE	4
CALDWELL	21	GRANT	28	LEE	11	MUHLENBERG	33	UNION	14
CALLOWAY	40	GRAVES	49	LESLIE	13	NELSON	38	WARREN	187
CAMPBELL	69	GRAYSON	30	LETCHER	33	NICHOLAS	9	WASHINGTON	20
CARLISLE	4	GREEN	5	LEWIS	15	OHIO	32	WAYNE	21
CARROLL	18	GREENUP	34	LINCOLN	25	OLDHAM	48	WEBSTER	9
CARTER	40	HANCOCK	9	LIVINGSTON	6	OWEN	12	WHITLEY	49
CASEY	17	HARDIN	126	LOGAN	22	OWSLEY	3	WOLFE	7
CHRISTIAN	72	HARLAN	31	LYON	5	PENDLETON	13	WOODFORD	26

CMS MONTHLY REPORT DATA

Additional metrics are included in the monthly report to CMS. The following table highlights key information regarding the renewals due during the July Reporting Period. The full report can be accessed at <https://medicaidunwinding.ky.gov>.

Approvals Breakdown

- 36,360 were renewed on an *ex parte* basis
- 6,500 were approved through completing a pre-populated form

Terminations Breakdown

- 1,398 were determined ineligible for Medicaid
- 3,546 were terminated for procedural reasons (i.e., failure to respond)

Pending Cases Breakdown

- 0 were extended due to flexibility period ending in June.
- 412 pending for document processing