



Kentucky Medicaid Unwinding Demographic Report

January 2026

INTRODUCTION

The Kentucky Department for Medicaid Services (DMS) wants to make sure that all eligible Medicaid beneficiaries keep their coverage as they go through their regular annual renewals. Medicaid renewals are the processes states use to regularly make sure that individuals still meet the eligibility requirements for Medicaid benefits each year. This means that all Medicaid and KCHIP members undergo a redetermination of their eligibility every 12 months. Those who are determined to be eligible will continue to receive Medicaid coverage. Those who are determined to be ineligible for coverage will be removed from Medicaid and connected to alternative coverage options in the state.

This report dives deeper into the demographic breakdowns of Kentucky Medicaid renewals, pending, and terminated in January 2026.

SNAPSHOT

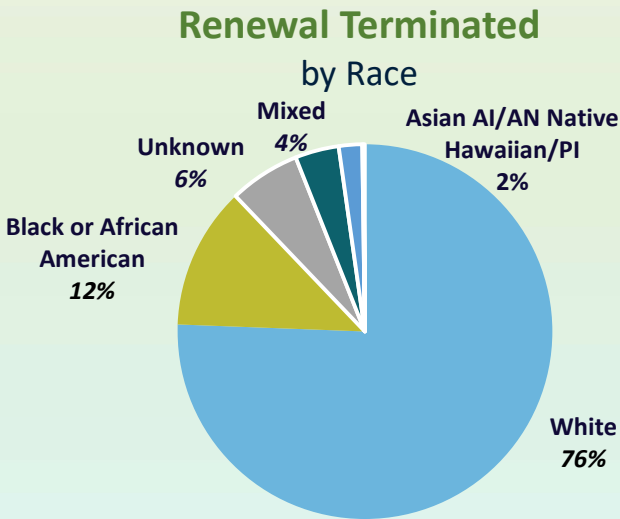
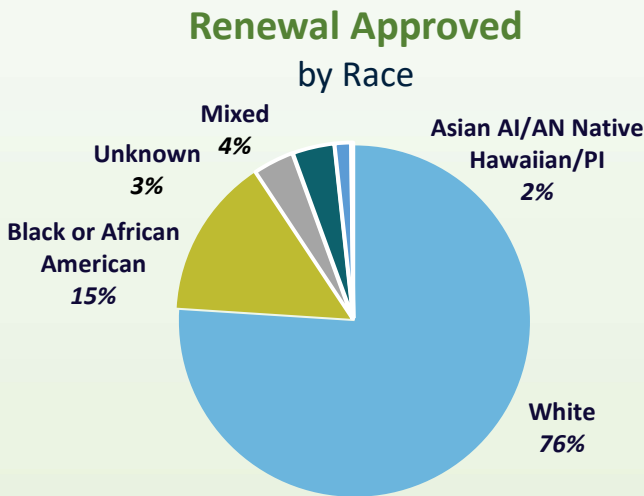
A total of 130,740 individuals who had their renewal due on January 31 were determined eligible for renewed coverage. 21,705 total individuals had their coverage terminated as of January 31. 5,967 of those individuals were determined ineligible based on eligibility requirements and have been terminated. For individuals who were terminated on January 31 and have supplied requested information for eligibility determination, 701 renewals have been reinstated as of the finalization of this report.

Note: DMS is unable to track enrollment in coverage outside the state of Kentucky. For example, a significant number of individuals are estimated to have gained health coverage through an employer, meaning that individuals who do not come back to renew should not be assumed to be uninsured.

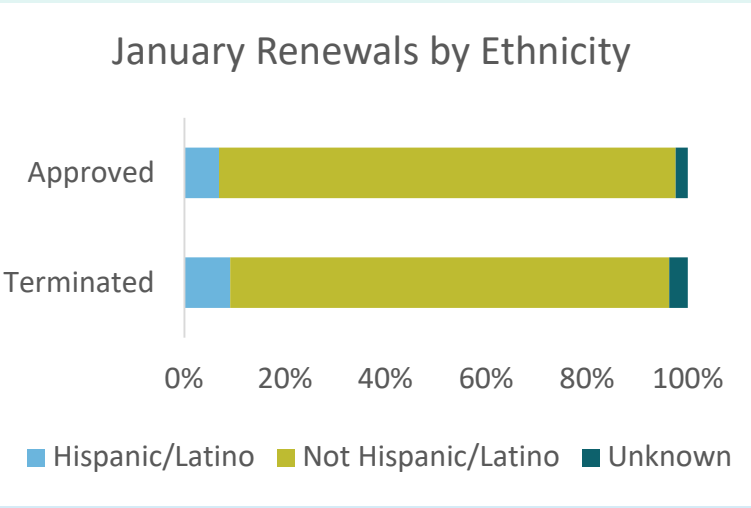
Race And Ethnicity Data

Renewals for January 2026 are categorized by race and ethnicity below.

January 2026 Kentucky Renewals		
Race	Approved	Terminated
White	99,386	16,409
Black or African American	19,148	2,663
Unknown	4,929	1,327
Mixed	5,050	821
Asian	1,963	436
American Indian or Alaskan Native	117	21
Native Hawaiian or Other Pacific Islander	147	28
Total	130,740	21,705



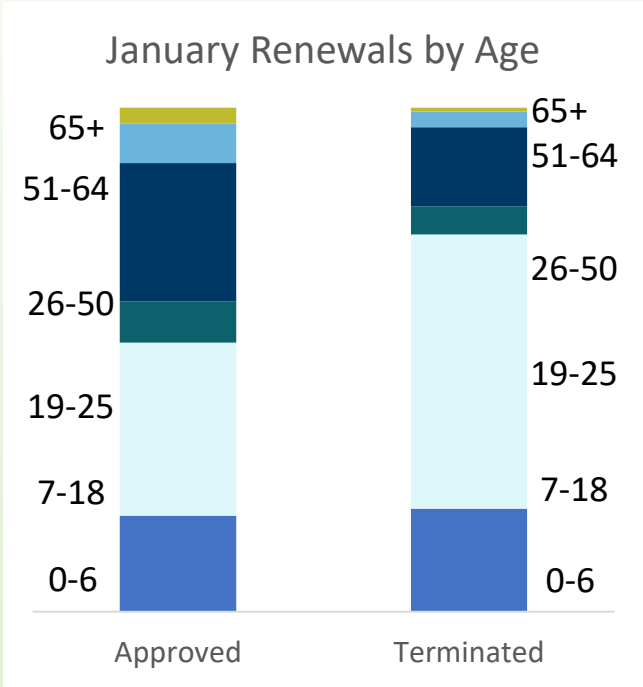
January 2026 Kentucky Renewals		
Ethnicity	Approved	Terminated
Hispanic/Latino	9,017	1,988
Not Hispanic/Latino	118,570	18,920
Unknown	3,153	797
Total	130,740	21,705



Age Data

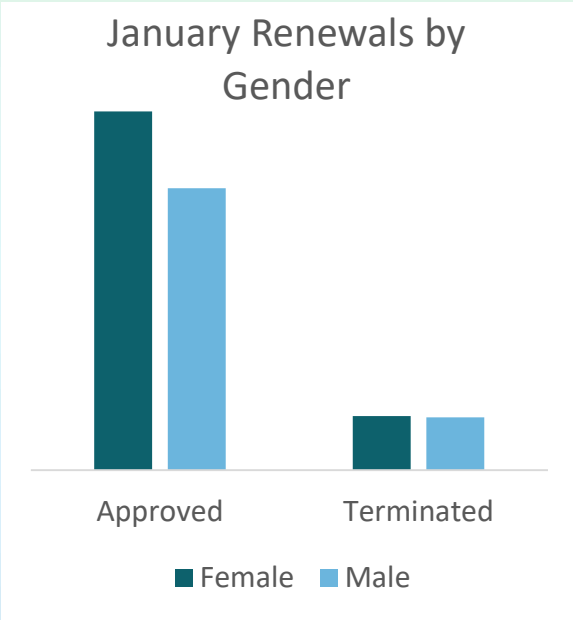
Renewals for January 2026 are categorized by age below.

January 2026 Kentucky Renewals		
Age Group	Approved	Terminated
0-6	24,816	4,426
7-18	45,000	11,817
19-25	10,657	1,211
26-50	35,867	3,406
51-64	10,319	681
65+*	4,081	164
Total	130,740	21,705



Gender Data

Renewals for January 2026 are categorized by gender below.



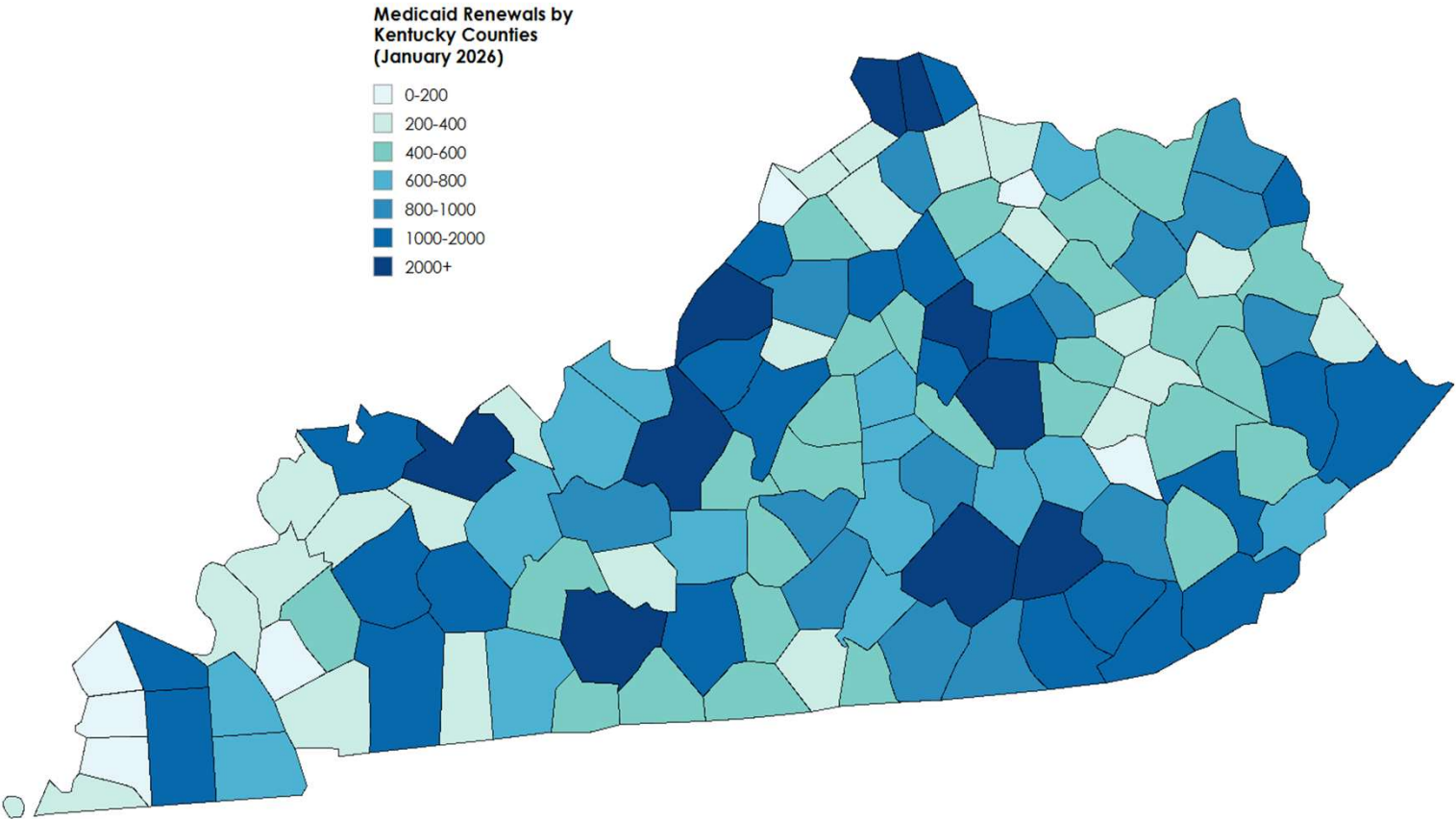
January 2026 Kentucky Renewals		
Gender	Approved	Terminated
Female	73,226	10,995
Male	57,512	10,710
Total	130,740	21,705

* Two members reported as “unknown”. Overall Approved Total remains the same.

Regional Data

This map represents the number of Medicaid renewals approved in each Kentucky county in January 2026.

January Medicaid Approvals



Regional Data

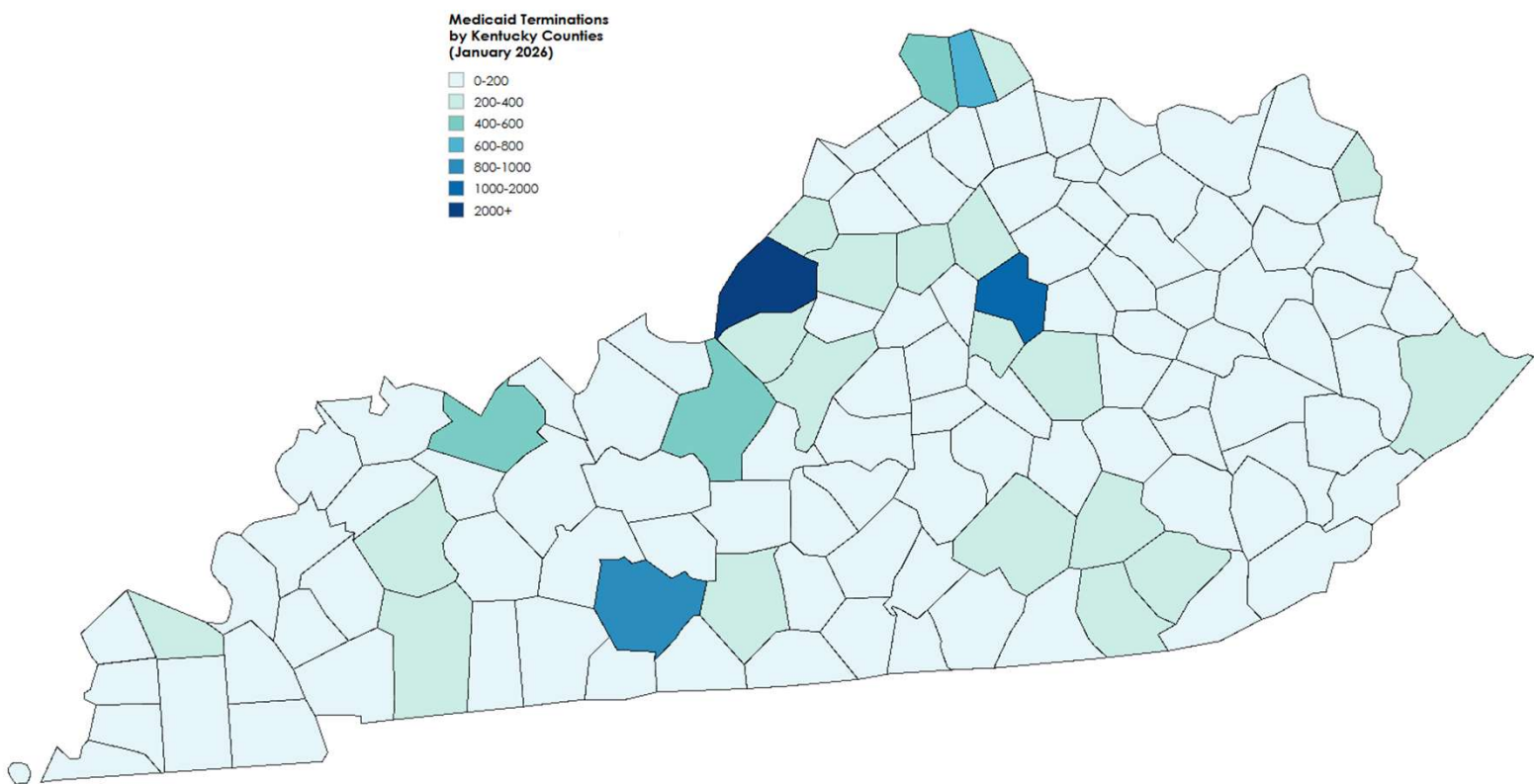
This table represents the number of Medicaid renewal approvals in each Kentucky county in January 2026.

January 2026 Kentucky Renewals									
County	Approved	County	Approved	County	Approved	County	Approved	County	Approved
ADAIR	812	CLARK	1104	HARRISON	535	MADISON	2378	PERRY	1143
ALLEN	589	CLAY	907	HART	667	MAGOFFIN	439	PIKE	1876
ANDERSON	555	CLINTON	440	HENDERSON	1224	MARION	523	POWELL	551
BALLARD	195	CRITTENDEN	251	HENRY	414	MARSHALL	697	PULASKI	2541
BARREN	1512	CUMBERLAND	314	HICKMAN	148	MARTIN	356	ROBERTSON	63
BATH	478	DAVIESS	2896	HOPKINS	1391	MASON	664	ROCKCASTLE	613
BELL	1258	EDMONSON	361	JACKSON	624	MCCRACKEN	1891	ROWAN	821
BOONE	2466	ELLIOTT	248	JEFFERSON	22140	MCCREARY	961	RUSSELL	664
BOURBON	610	ESTILL	536	JESSAMINE	1496	MCLEAN	289	SCOTT	1283
BOYD	1531	FAYETTE	7147	JOHNSON	835	MEADE	638	SHELBY	890
BOYLE	797	FLEMING	552	KENTON	3626	MENIFEE	247	SIMPSON	487
BRACKEN	255	FLOYD	1453	KNOTT	516	MERCER	674	SPENCER	331
BREATHITT	524	FRANKLIN	1373	KNOX	1662	METCALFE	411	TAYLOR	869
BRECKINRIDGE	646	FULTON	257	LARUE	481	MONROE	409	TODD	372
BULLITT	1750	GALLATIN	205	LAUREL	2380	MONTGOMERY	909	TRIGG	376
BUTLER	457	GARRARD	593	LAWRENCE	597	MORGAN	525	TRIMBLE	186
CALDWELL	403	GRANT	832	LEE	306	MUHLENBERG	1182	UNION	364
CALLOWAY	753	GRAVES	1145	LESLIE	442	NELSON	1091	WARREN	4577
CAMPBELL	1328	GRAYSON	980	LETCHER	792	NICHOLAS	228	WASHINGTON	461
CARLISLE	157	GREEN	422	LEWIS	547	OHIO	744	WAYNE	899
CARROLL	369	GREENUP	980	LINCOLN	874	OLDHAM	1029	WEBSTER	344
CARTER	954	HANCOCK	238	LIVINGSTON	267	OWEN	363	WHITLEY	1647
CASEY	643	HARDIN	2715	LOGAN	763	OWSLEY	181	WOLFE	323
CHRISTIAN	1855	HARLAN	1421	LYON	150	PENDLETON	398	WOODFORD	493

Regional Data

This map represents the number of Medicaid renewals terminated in each Kentucky county in January 2026.

January Medicaid Terminations



Regional Data

This table represents the number of Medicaid renewal terminations in each Kentucky county in January 2026.

January 2026 Kentucky Renewal Terminations									
County	Terminated	County	Terminated	County	Terminated	County	Terminated	County	Terminated
ADAIR	145	CLARK	187	HARRISON	89	MADISON	380	PERRY	154
ALLEN	101	CLAY	117	HART	94	MAGOFFIN	56	PIKE	236
ANDERSON	107	CLINTON	74	HENDERSON	195	MARION	79	POWELL	68
BALLARD	48	CRITTENDEN	44	HENRY	78	MARSHALL	140	PULASKI	363
BARREN	260	CUMBERLAND	42	HICKMAN	27	MARTIN	60	ROBERTSON	7
BATH	72	DAVIESS	574	HOPKINS	257	MASON	82	ROCKCASTLE	76
BELL	119	EDMONSON	71	JACKSON	68	MCCRACKEN	310	ROWAN	129
BOONE	599	ELLIOTT	28	JEFFERSON	3736	MCCREARY	79	RUSSELL	77
BOURBON	93	ESTILL	73	JESSAMINE	347	MCLEAN	59	SCOTT	276
BOYD	207	FAYETTE	1265	JOHNSON	114	MEADE	125	SHELBY	201
BOYLE	139	FLEMING	79	KENTON	608	MENIFEE	36	SIMPSON	109
BRACKEN	31	FLOYD	178	KNOTT	64	MERCER	105	SPENCER	77
BREATHITT	76	FRANKLIN	260	KNOX	212	METCALFE	58	TAYLOR	136
BRECKINRIDGE	73	FULTON	45	LARUE	69	MONROE	59	TODD	44
BULLITT	360	GALLATIN	34	LAUREL	376	MONTGOMERY	143	TRIGG	39
BUTLER	52	GARRARD	96	LAWRENCE	72	MORGAN	59	TRIMBLE	37
CALDWELL	54	GRANT	127	LEE	36	MUHLENBERG	186	UNION	75
CALLOWAY	174	GRAVES	183	LESLIE	68	NELSON	206	WARREN	861
CAMPBELL	268	GRAYSON	182	LETCHER	135	NICHOLAS	44	WASHINGTON	66
CARLISLE	30	GREEN	54	LEWIS	57	OHIO	143	WAYNE	120
CARROLL	44	GREENUP	173	LINCOLN	145	OLDHAM	207	WEBSTER	57
CARTER	103	HANCOCK	46	LIVINGSTON	35	OWEN	70	WHITLEY	237
CASEY	109	HARDIN	573	LOGAN	163	OWSLEY	17	WOLFE	23
CHRISTIAN	302	HARLAN	155	LYON	25	PENDLETON	78	WOODFORD	84

CMS Monthly Report Data

Additional metrics are included in the monthly report to CMS. The following table highlights key information regarding the renewals due during the January Reporting Period. The full report can be accessed at <https://medicaidunwinding.ky.gov>.

Approvals Breakdown

- 117,179 were renewed on an *ex parte* basis
- 13,561 were approved through completing a pre-populated form

Terminations Breakdown

- 5,967 were determined ineligible for Medicaid
- 15,738 were terminated for procedural reasons (i.e., failure to respond)

Pending Cases Breakdown

- 19 extended for pending MRT review and data corrections.
- 773 pending for document processing