



# KENTUCKY MEDICAID UNWINDING DEMOGRAPHIC REPORT

## *December 2025*

## INTRODUCTION

The Kentucky Department for Medicaid Services (DMS) wants to make sure that all eligible Medicaid beneficiaries keep their coverage as they go through their regular annual renewals. Medicaid renewals are the processes states use to regularly make sure that individuals still meet the eligibility requirements for Medicaid benefits each year. This means that all Medicaid and KCHIP members undergo a redetermination of their eligibility every 12 months. Those who are determined to be eligible will continue to receive Medicaid coverage. Those who are determined to be ineligible for coverage will be removed from Medicaid and connected to alternative coverage options in the state.

This report dives deeper into the demographic breakdowns of Kentucky Medicaid renewals, pending, and terminated in December 2025.

## SNAPSHOT

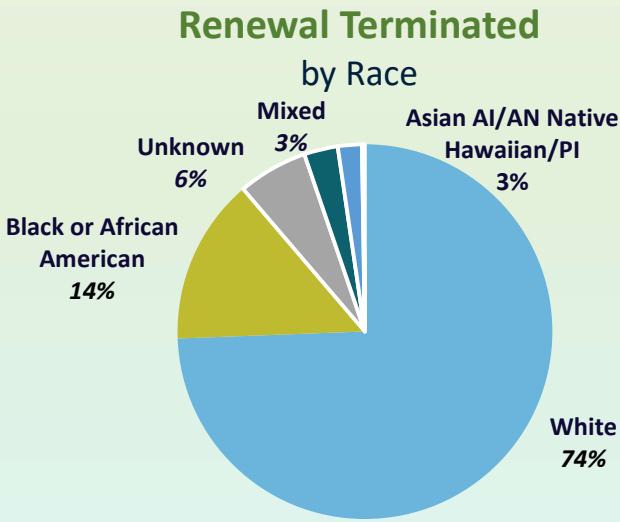
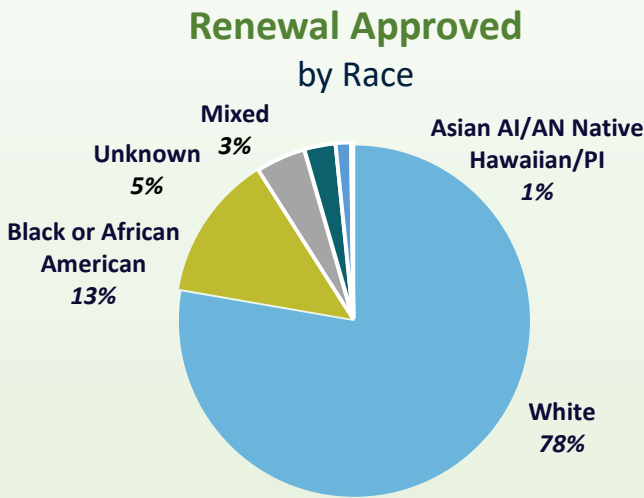
A total of 59,256 individuals who had their renewal due on December 31 were determined eligible for renewed coverage. 7,003 total individuals had their coverage terminated as of December 31. 1,773 of those individuals were determined ineligible based on eligibility requirements and have been terminated. For individuals who were terminated on December 31 and have supplied requested information for eligibility determination, 97 renewals have been reinstated as of the finalization of this report.

Note: DMS is unable to track enrollment in coverage outside the state of Kentucky. For example, a significant number of individuals are estimated to have gained health coverage through an employer, meaning that individuals who do not come back to renew should not be assumed to be uninsured.

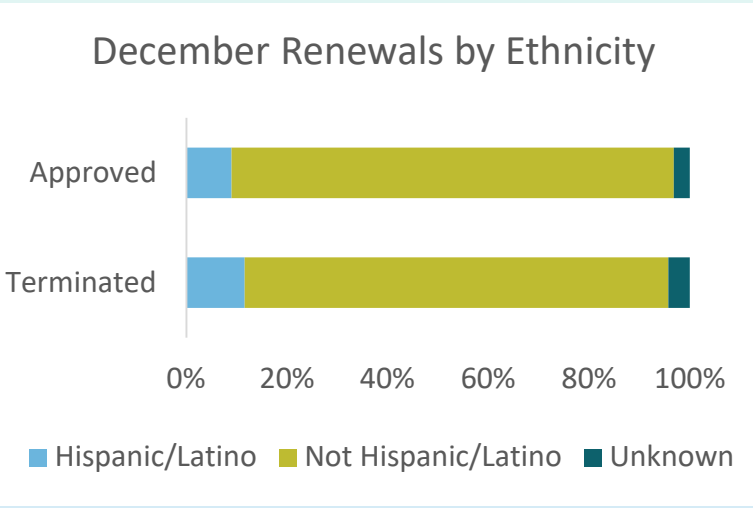
# RACE AND ETHNICITY DATA

Renewals for December 2025 are categorized by race and ethnicity below.

December 2025 Kentucky Renewals		
Race	Approved	Terminated
White	46,056	5,212
Black or African American	7,865	1,003
Unknown	2,691	422
Mixed	1,695	203
Asian	832	145
American Indian or Alaskan Native	59	8
Native Hawaiian or Other Pacific Islander	58	10
Total	59,256	7,003



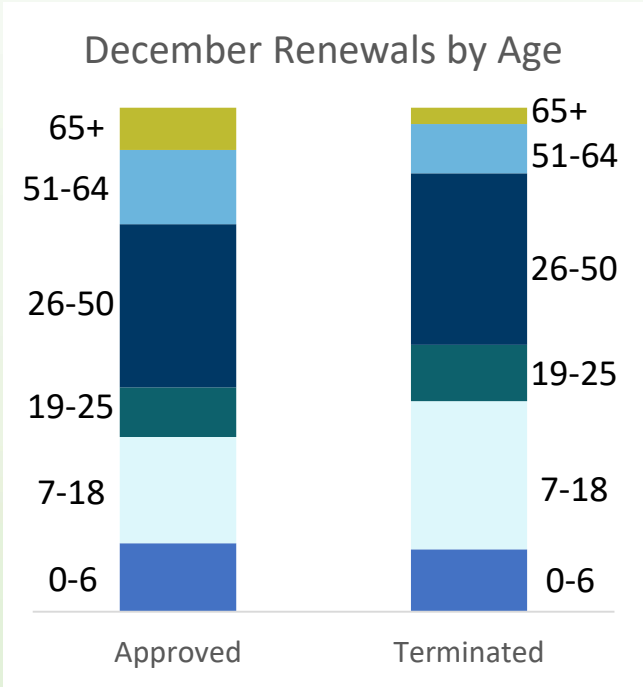
December 2025 Kentucky Renewals		
Ethnicity	Approved	Terminated
Hispanic/Latino	5,343	814
Not Hispanic/Latino	52,025	5,889
Unknown	1,888	300
Total	59,256	7,003



# AGE DATA

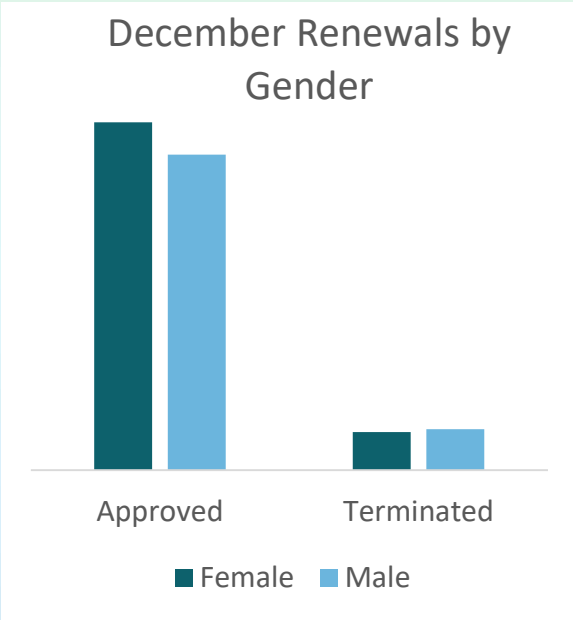
Renewals for December 2025 are categorized by age below.

December 2025 Kentucky Renewals		
Age Group	Approved	Terminated
0-6	8,024	866
7-18	12,489	2,057
19-25	5,855	783
26-50	19,171	2,383
51-64	8,749	685
65+*	4,968	229
Total	59,256	7,003



# GENDER DATA

Renewals for December 2025 are categorized by gender below.

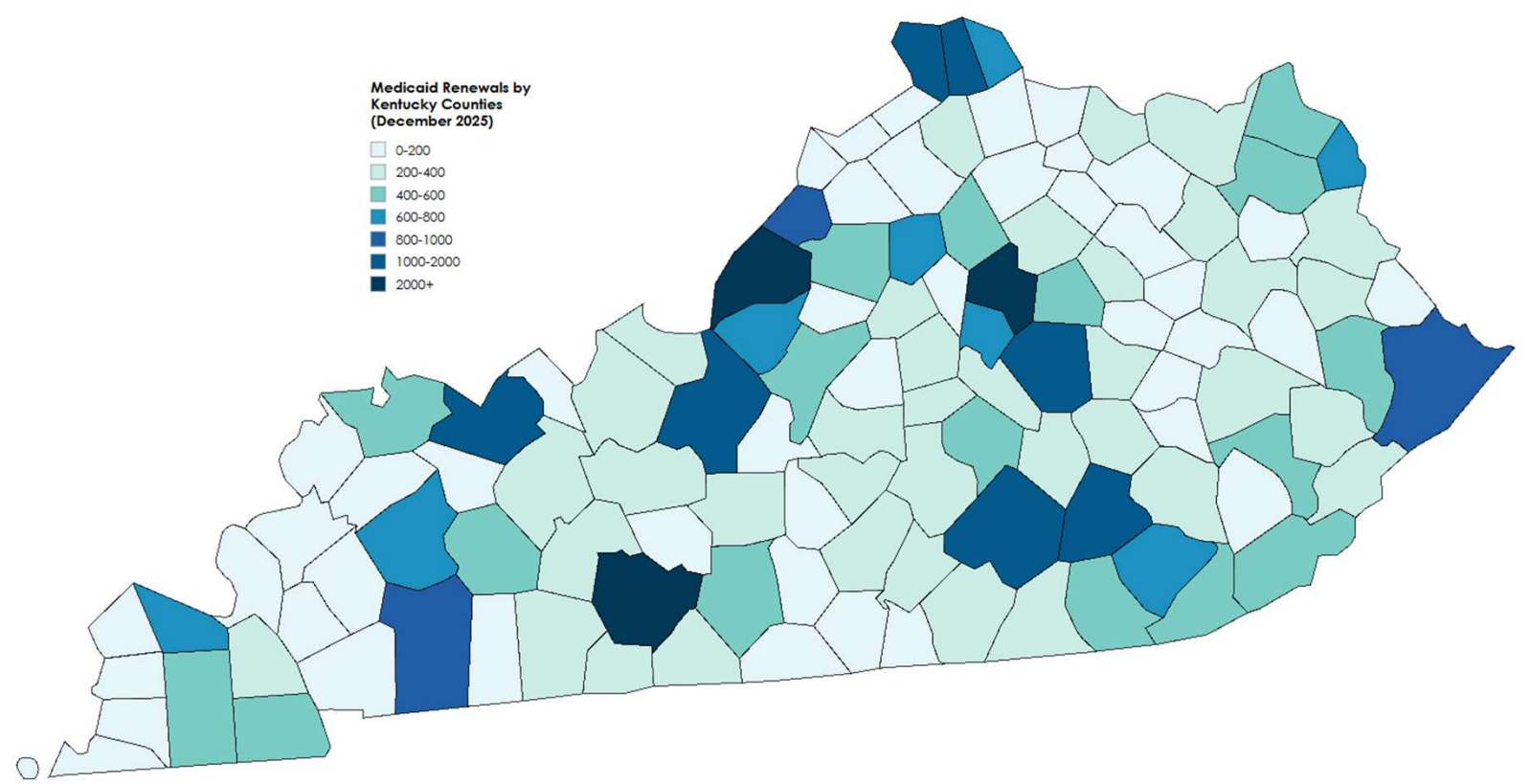


December 2025 Kentucky Renewals		
Gender	Approved	Terminated
Female	31,075	3,373
Male	28,181	3,630
Total	59,256	7,003

# REGIONAL DATA

This map represents the number of Medicaid renewals approved in each Kentucky county in December 2025.

## December Medicaid Approvals



# REGIONAL DATA

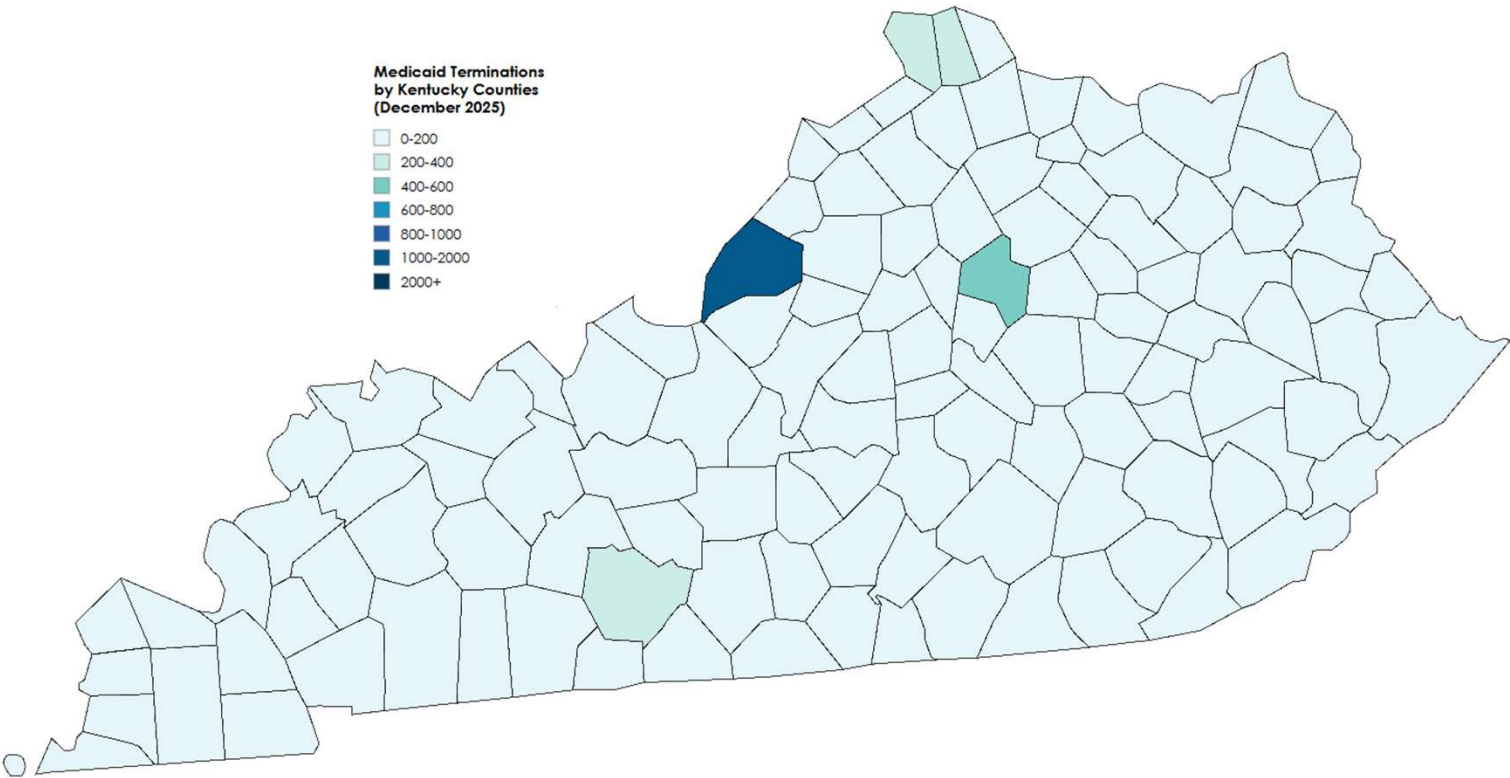
This table represents the number of Medicaid renewal approvals in each Kentucky county in December 2025.

December 2025 Kentucky Renewals									
County	Approved	County	Approved	County	Approved	County	Approved	County	Approved
ADAIR	377	CLARK	541	HARRISON	199	MADISON	1178	PERRY	464
ALLEN	274	CLAY	322	HART	250	MAGOFFIN	172	PIKE	820
ANDERSON	219	CLINTON	131	HENDERSON	497	MARION	259	POWELL	196
BALLARD	94	CRITTENDEN	79	HENRY	184	MARSHALL	314	PULASKI	1232
BARREN	585	CUMBERLAND	112	HICKMAN	77	MARTIN	196	ROBERTSON	38
BATH	192	DAVIESS	1372	HOPKINS	603	MASON	252	ROCKCASTLE	238
BELL	573	EDMONSON	196	JACKSON	233	MCCRACKEN	754	ROWAN	355
BOONE	1103	ELLIOTT	111	JEFFERSON	11254	MCCREARY	360	RUSSELL	327
BOURBON	261	ESTILL	258	JESSAMINE	609	MCLEAN	112	SCOTT	486
BOYD	692	FAYETTE	3455	JOHNSON	337	MEADE	305	SHELBY	441
BOYLE	397	FLEMING	198	KENTON	1783	MENIFEE	121	SIMPSON	237
BRACKEN	118	FLOYD	572	KNOTT	230	MERCER	271	SPENCER	153
BREATHITT	244	FRANKLIN	604	KNOX	658	METCALFE	164	TAYLOR	366
BRECKINRIDGE	286	FULTON	106	LARUE	189	MONROE	189	TODD	151
BULLITT	724	GALLATIN	93	LAUREL	1023	MONTGOMERY	369	TRIGG	140
BUTLER	202	GARRARD	206	LAWRENCE	239	MORGAN	297	TRIMBLE	106
CALDWELL	159	GRANT	332	LEE	138	MUHLENBERG	419	UNION	155
CALLOWAY	456	GRAVES	549	LESLIE	142	NELSON	492	WARREN	2020
CAMPBELL	746	GRAYSON	366	LETCHER	353	NICHOLAS	100	WASHINGTON	196
CARLISLE	58	GREEN	156	LEWIS	240	OHIO	303	WAYNE	380
CARROLL	156	GREENUP	453	LINCOLN	421	OLDHAM	847	WEBSTER	149
CARTER	404	HANCOCK	90	LIVINGSTON	120	OWEN	151	WHITLEY	548
CASEY	304	HARDIN	1286	LOGAN	347	OWSLEY	60	WOLFE	140
CHRISTIAN	800	HARLAN	567	LYON	95	PENDLETON	173	WOODFORD	171

# REGIONAL DATA

This map represents the number of Medicaid renewals terminated in each Kentucky county in December 2025.

## December Medicaid Terminations



# REGIONAL DATA

This table represents the number of Medicaid renewal terminations in each Kentucky county in December 2025.

December 2025 Kentucky Renewal Terminations									
County	Terminated	County	Terminated	County	Terminated	County	Terminated	County	Terminated
ADAIR	66	CLARK	62	HARRISON	35	MADISON	119	PERRY	39
ALLEN	20	CLAY	36	HART	14	MAGOFFIN	15	PIKE	58
ANDERSON	30	CLINTON	6	HENDERSON	76	MARION	20	POWELL	23
BALLARD	17	CRITTENDEN	14	HENRY	19	MARSHALL	35	PULASKI	124
BARREN	65	CUMBERLAND	12	HICKMAN	6	MARTIN	13	ROBERTSON	1
BATH	25	DAVIESS	173	HOPKINS	66	MASON	19	ROCKCASTLE	25
BELL	52	EDMONSON	11	JACKSON	12	MCCRACKEN	81	ROWAN	50
BOONE	204	ELLIOTT	13	JEFFERSON	1508	MCCREARY	22	RUSSELL	25
BOURBON	30	ESTILL	12	JESSAMINE	63	MCLEAN	8	SCOTT	79
BOYD	54	FAYETTE	490	JOHNSON	29	MEADE	17	SHELBY	58
BOYLE	51	FLEMING	27	KENTON	207	MENIFEE	18	SIMPSON	31
BRACKEN	12	FLOYD	60	KNOTT	34	MERCER	26	SPENCER	20
BREATHITT	15	FRANKLIN	77	KNOX	64	METCALFE	28	TAYLOR	43
BRECKINRIDGE	19	FULTON	6	LARUE	17	MONROE	14	TODD	22
BULLITT	106	GALLATIN	12	LAUREL	117	MONTGOMERY	34	TRIGG	22
BUTLER	20	GARRARD	24	LAWRENCE	22	MORGAN	21	TRIMBLE	5
CALDWELL	23	GRANT	49	LEE	12	MUHLENBERG	35	UNION	16
CALLOWAY	56	GRAVES	70	LESLIE	10	NELSON	60	WARREN	280
CAMPBELL	108	GRAYSON	43	LETCHER	27	NICHOLAS	7	WASHINGTON	35
CARLISLE	6	GREEN	18	LEWIS	32	OHIO	30	WAYNE	23
CARROLL	21	GREENUP	50	LINCOLN	49	OLDHAM	77	WEBSTER	22
CARTER	47	HANCOCK	7	LIVINGSTON	16	OWEN	25	WHITLEY	66
CASEY	24	HARDIN	160	LOGAN	32	OWSLEY	3	WOLFE	19
CHRISTIAN	87	HARLAN	37	LYON	7	PENDLETON	15	WOODFORD	23

# CMS MONTHLY REPORT DATA

Additional metrics are included in the monthly report to CMS. The following table highlights key information regarding the renewals due during the December Reporting Period. The full report can be accessed at <https://medicaidunwinding.ky.gov>.

Approvals Breakdown	<ul style="list-style-type: none"><li><u>54,962</u> were renewed on an <i>ex parte</i> basis</li><li><u>4,294</u> were approved through completing a pre-populated form</li></ul>
Terminations Breakdown	<ul style="list-style-type: none"><li><u>1,773</u> were determined ineligible for Medicaid</li><li><u>5,230</u> were terminated for procedural reasons (i.e., failure to respond)</li></ul>
Pending Cases Breakdown	<ul style="list-style-type: none"><li><u>3</u> Continuous Coverage Children extended as part of issue tracked post business approvals.</li><li><u>311</u> pending for document processing</li></ul>