

Kentucky Medicaid Unwinding Demographic Report

April 2026

INTRODUCTION

The Kentucky Department for Medicaid Services (DMS) wants to make sure that all eligible Medicaid beneficiaries keep their coverage as they go through their regular annual renewals. Medicaid renewals are the processes states use to regularly make sure that individuals still meet the eligibility requirements for Medicaid benefits each year. This means that all Medicaid and KCHIP members undergo a redetermination of their eligibility every 12 months. Those who are determined to be eligible will continue to receive Medicaid coverage. Those who are determined to be ineligible for coverage will be removed from Medicaid and connected to alternative coverage options in the state.

This report dives deeper into the demographic breakdowns of Kentucky Medicaid renewals, pending, and terminated in April 2026.

SNAPSHOT

A total of 134,760 individuals who had their renewal due on April 30 were determined eligible for renewed coverage. 19,148 total individuals had their coverage terminated as of April 30 5,750 of those individuals were determined ineligible based on eligibility requirements and have been terminated. For individuals who were terminated in April and have supplied requested information for eligibility determination, 743 renewals have been reinstated as of the finalization of this report.

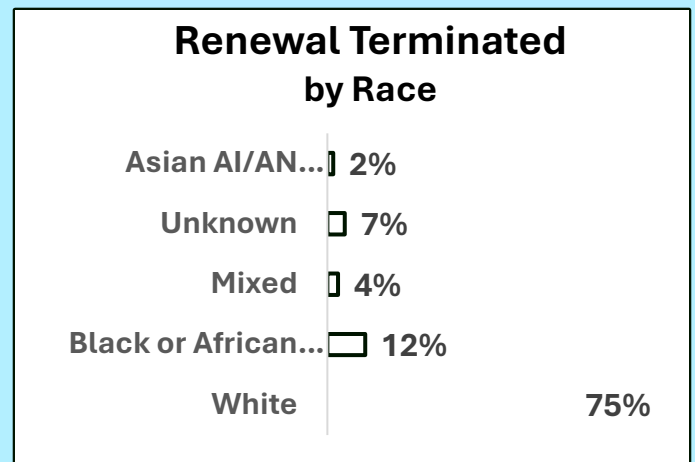
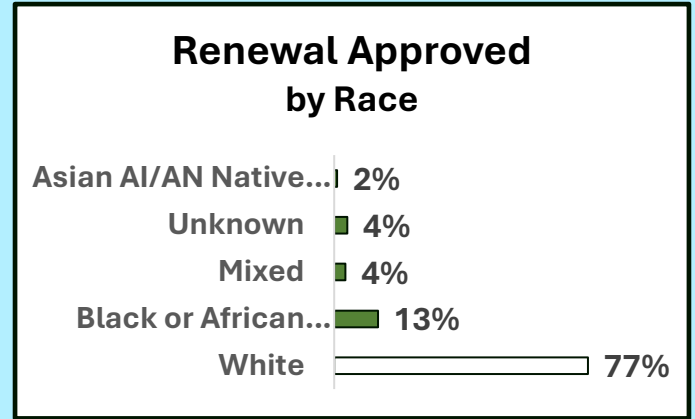
Note: DMS is unable to track enrollment in coverage outside the state of Kentucky. For example, a significant number of individuals are estimated to have gained health coverage through an employer, meaning that individuals who do not come back to renew should not be assumed to be uninsured.

Race And Ethnicity Data

Renewals for April 2026 are categorized by race and ethnicity below.

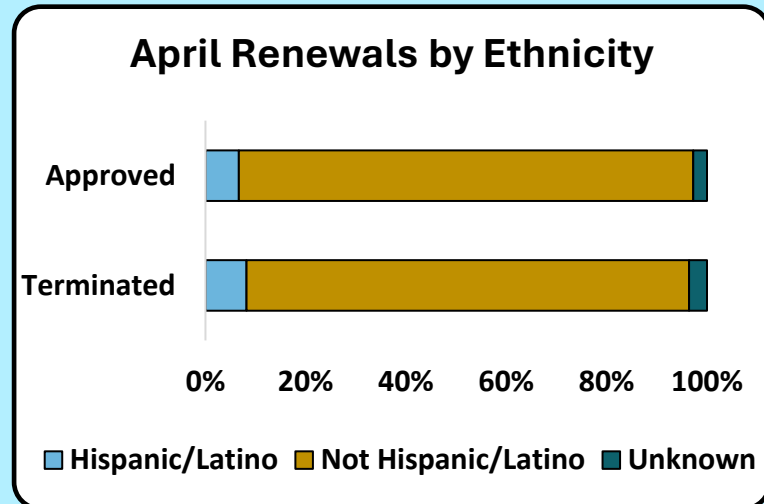
April 2026 Kentucky Renewals

Race	Approved	Terminated
White	103,519	14,427
Black or African American	18,165	2,227
Unknown	5,662	1,278
Mixed	4,905	713
Asian	2,141	444
American Indian or Alaskan Native	0	0
Native Hawaiian or Other Pacific Islander	207	33
Total	134,599	19,122



April 2026 Kentucky Renewals

Ethnicity	Approved	Terminated
Hispanic/Latino	9,994	1,939
Not Hispanic/Latino	121,048	16,464
Unknown	3,718	745
Total	134,760	19,148

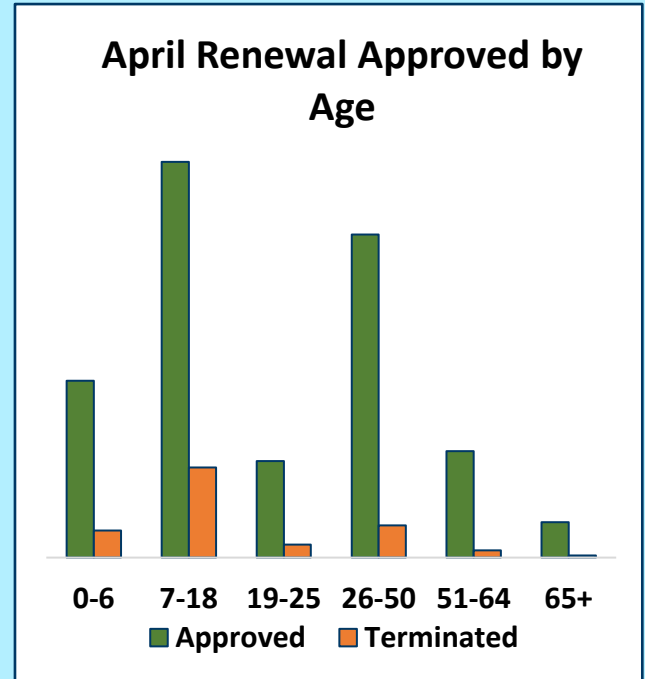


Age Data

Renewals for April 2026 are categorized by age below.

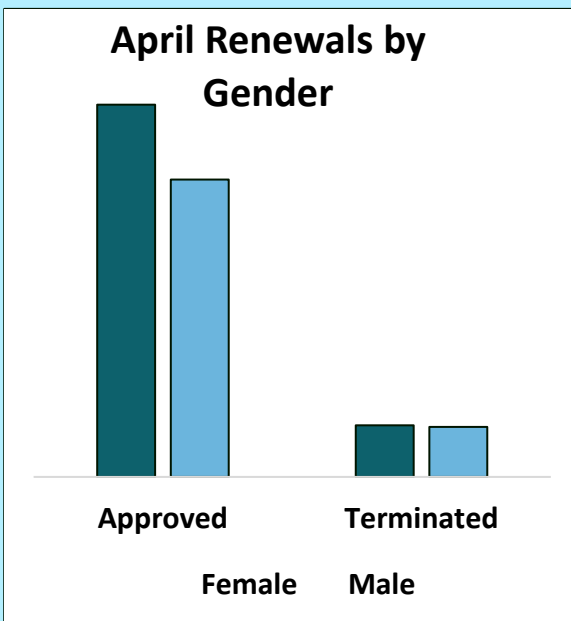
April 2026 Kentucky Renewals

Age Group	Approved	Terminated
0-6	29,516	5,126
7-18	39,832	8,634
19-25	11,339	1,176
26-50	37,515	3,324
51-64	11,994	706
65+*	4,565	182
Total	134,761	19,148



Gender Data

Renewals for April 2026 are categorized by gender below.

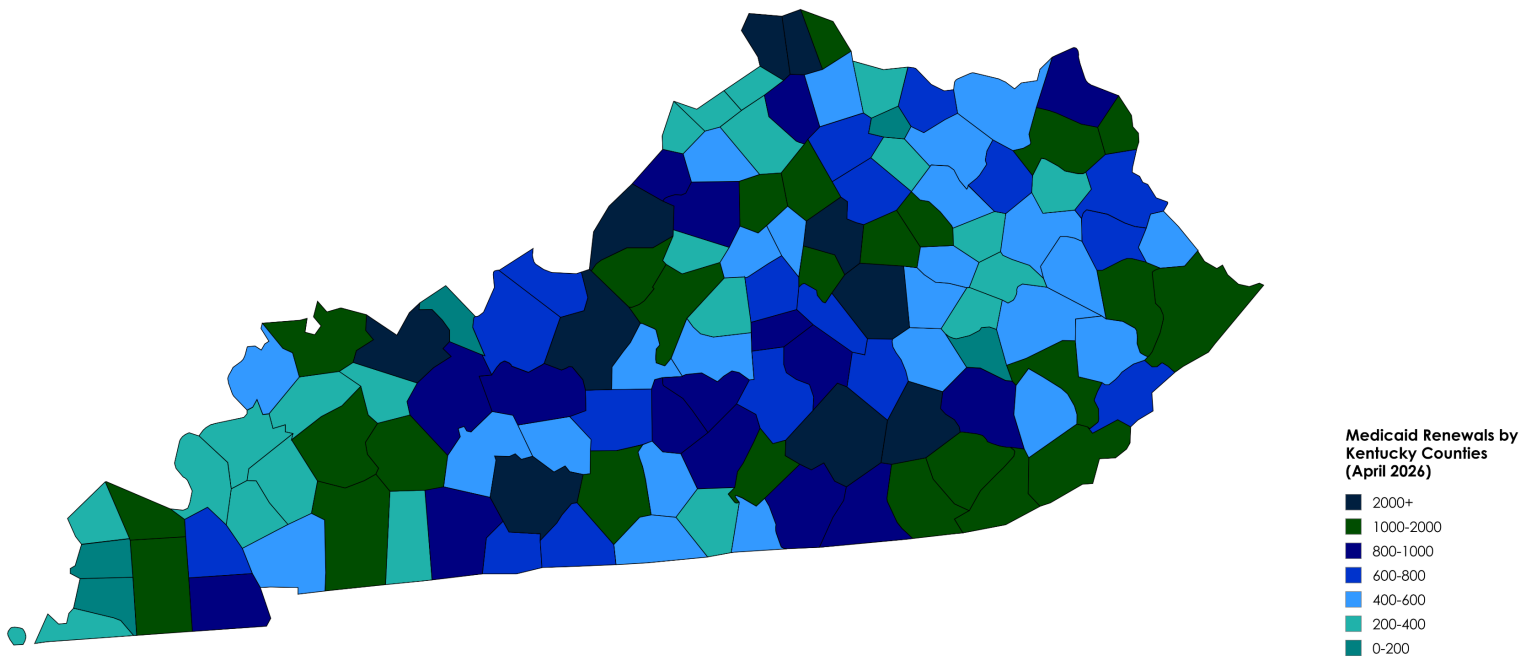


April 2026 Kentucky Renewals

Gender	Approved	Terminated
Female	74,638	9,568
Male	60,123	9,580
Total	134,761	19,148

Regional Data Approval Map

This map represents the number of Medicaid renewals approved in each Kentucky county in April 2026.



Created with mapchart.net

Regional Data Approvals

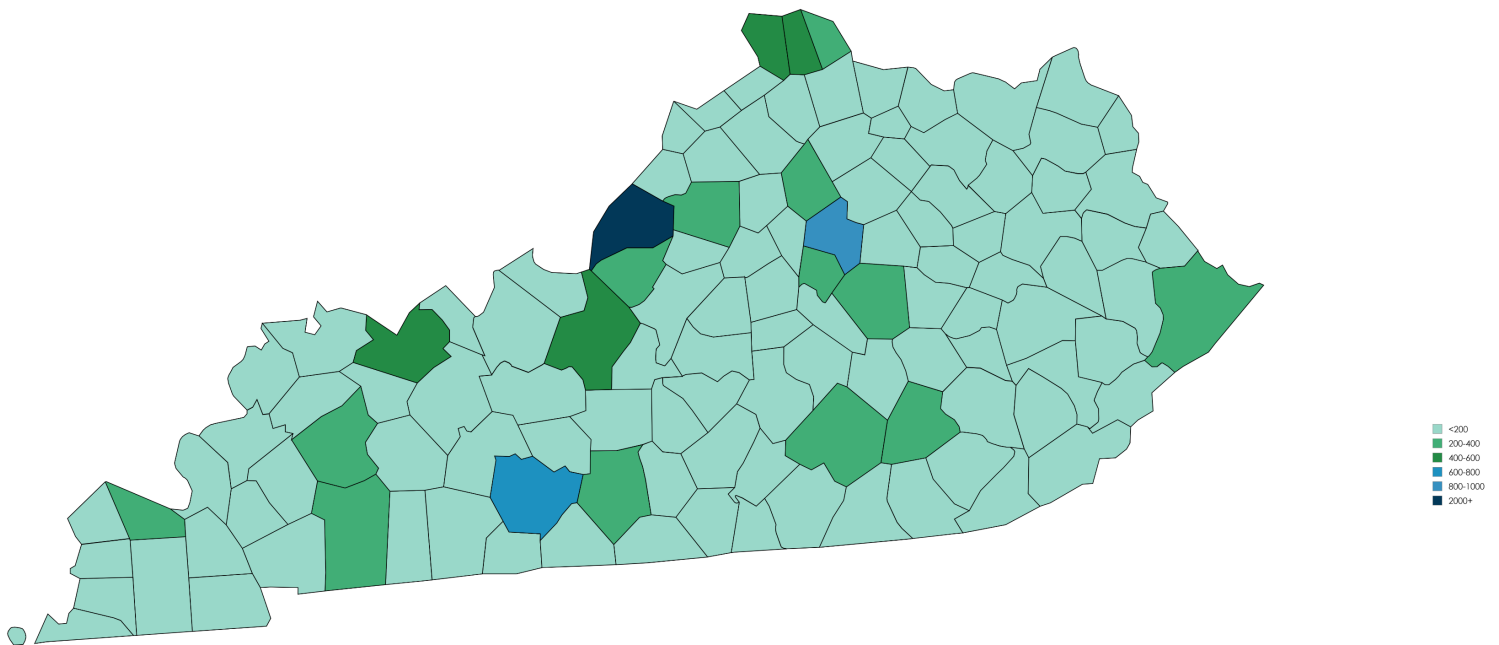
This table represents the number of Medicaid renewal approvals in each Kentucky county in April 2026.

April 2026 Kentucky Renewals Approvals

County	Total	County	Total	County	Total	County	Total	County	Total
ADAIR	873	CLARK	1177	HARRISON	634	MADISON	2697	PERRY	1106
ALLEN	734	CLAY	926	HART	711	MAGOFFIN	506	PIKE	1956
ANDERSON	566	CLINTON	498	HENDERSON	1273	MARION	582	POWELL	578
BALLARD	243	CRITTENDEN	242	HENRY	406	MARSHALL	735	PULASKI	2665
BARREN	1375	CUMBERLAND	276	HICKMAN	121	MARTIN	436	ROBERTSON	69
BATH	586	DAVISS	2997	HOPKINS	1482	MASON	651	ROCKCASTLE	780
BELL	1336	EDMONSON	454	JACKSON	591	MCCRACKEN	1934	ROWAN	794
BOONE	2979	ELLIOTT	283	JEFFERSON	22549	MCCREARY	852	RUSSELL	1203
BOURBON	716	ESTILL	551	JESSAMINE	1538	MCLEAN	273	SCOTT	1203
BOYD	1512	FAYETTE	7021	JOHNSON	763	MEADE	652	SHELBY	965
BOYLE	852	FLEMING	538	KENTON	3603	MENIFEE	342	SIMPSON	650
BRACKEN	289	FLOYD	1510	KNOTT	567	MERCER	656	SPENCER	335
BREATHITT	557	FRANKLIN	1215	KNOX	1481	METCALFE	431	TAYLOR	912
BRECKINRIDGE	686	FULTON	239	LARUE	476	MONROE	408	TODD	395
BULLITT	1819	GALLATIN	226	LAUREL	2615	MONTGOMERY	1010	TRIGG	432
BUTLER	525	GARRARD	655	LAWRENCE	643	MORGAN	535	TRIMBLE	206
CALDWELL	357	GRANT	887	LEE	301	MUHLENBERG	1106	UNION	412
CALLOWAY	931	GRAVES	1208	LESLIE	453	NELSON	1138	WARREN	4575
CAMPBELL	1564	GRAYSON	910	LETCHER	773	NICHOLAS	263	WASHINGTON	362
CARLISLE	134	GREEN	982	LEWIS	532	OHIO	845	WAYNE	879
CARROLL	388	GREENUP	992	LINCOLN	893	OLDHAM	944	WEBSTER	371
CARTER	1018	HANCOCK	169	LIVINGSTON	252	OWEN	306	WHITLEY	1791
CASEY	641	HARDIN	2816	LOGAN	876	OWSLEY	175	WOLFE	316
CHRISTIAN	1959	HARLAN	1120	LYON	210	PENDLETON	460	WOODFORD	497

Regional Data Termination Map

This map represents the number of Medicaid renewals terminated in each Kentucky county in April 2026.



Created with mapchart.net

Regional Data Terminations

This table represents the number of Medicaid renewal terminations in each Kentucky county in April 2026.

April 2026 Kentucky Renewal Terminations

County	Total	County	Total	County	Total	County	Total	County	Total
ADAIR	121	CLARK	151	HARRISON	83	MADISON	307	PERRY	122
ALLEN	112	CLAY	86	HART	51	MAGOFFIN	47	PIKE	209
ANDERSON	97	CLINTON	47	HENDERSON	157	MARION	87	POWELL	83
BALLARD	27	CRITTENDEN	37	HENRY	59	MARSHALL	108	PULASKI	334
BARREN	218	CUMBERLAND	27	HICKMAN	23	MARTIN	25	ROBERTSON	1
BATH	66	DAVISS	451	HOPKINS	212	MASON	97	ROCKCASTLE	85
BELL	107	EDMONSON	58	JACKSON	64	MCCRACKEN	322	ROWAN	101
BOONE	554	ELLIOTT	25	JEFFERSON	3499	MCCREARY	90	RUSSELL	80
BOURBON	89	ESTILL	72	JESSAMINE	265	MCLEAN	50	SCOTT	205
BOYD	184	FAYETTE	1147	JOHNSON	89	MEADE	131	SHELBY	205
BOYLE	112	FLEMING	61	KENTON	537	MENIFEE	29	SIMPSON	85
BRACKEN	41	FLOYD	161	KNOTT	65	MERCER	93	SPENCER	59
BREATHITT	44	FRANKLIN	189	KNOX	170	METCALFE	57	TAYLOR	120
BRECKINRIDGE	77	FULTON	14	LARUE	71	MONROE	76	TODD	63
BULLITT	305	GALLATIN	42	LAUREL	301	MONTGOMERY	142	TRIGG	61
BUTLER	56	GARRARD	94	LAWRENCE	76	MORGAN	49	TRIMBLE	42
CALDWELL	48	GRANT	114	LEE	20	MUHLENBERG	142	UNION	67
CALLOWAY	165	GRAVES	144	LESLIE	20	NELSON	195	WARREN	703
CAMPBELL	200	GRAYSON	113	LETCHER	105	NICHOLAS	28	WASHINGTON	51
CARLISLE	26	GREEN	55	LEWIS	69	OHIO	123	WAYNE	70
CARROLL	63	GREENUP	145	LINCOLN	103	OLDHAM	163	WEBSTER	69
CARTER	115	HANCOCK	43	LIVINGSTON	59	OWEN	68	WHITLEY	191
CASEY	65	HARDIN	493	LOGAN	102	OWSLEY	23	WOLFE	49
CHRISTIAN	278	HARLAN	124	LYON	35	PENDLETON	57	WOODFORD	101

CMS Monthly Report Data

Additional metrics are included in the monthly report to CMS. The following table highlights key information regarding the renewals due during the April Reporting Period. The full report can be accessed at <https://medicaidunwinding.ky.gov>.

Approvals Breakdown

- 119,284 were renewed on an *ex parte* basis
- 15,477 were approved through completing a pre-populated form

Terminations Breakdown

- 5,750 were determined ineligible for Medicaid
- 13,396 were terminated for procedural reasons (i.e., failure to respond)

Pending Cases Breakdown

- 915 pending for document processing