



# KENTUCKY MEDICAID UNWINDING DEMOGRAPHIC REPORT

## *December 2024*

## INTRODUCTION

---

During the COVID-19 Public Health Emergency (PHE) the Kentucky Department for Medicaid Services (DMS) made sure that all Medicaid beneficiaries kept their coverage and paused all annual renewals. But DMS has resumed annual renewals for Medicaid members. All Medicaid and KCHIP members are undergoing a renewal of their eligibility for coverage since Kentucky resumed annual renewals starting in April 2023 for Medicaid members with a renewal date of May 31, 2023. These renewals will be spread out over 12 months. Those who are determined to be eligible will continue to receive Medicaid coverage. Those who are determined to be ineligible for coverage will be removed from Medicaid and connected to alternative coverage options in the state.

This report dives deeper into the demographic breakdowns of Kentucky Medicaid renewals, pending, and terminated in December 2024.

## SNAPSHOT

---

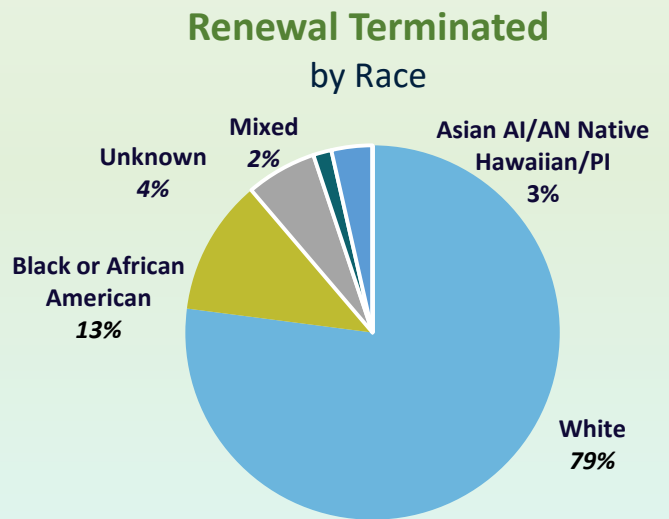
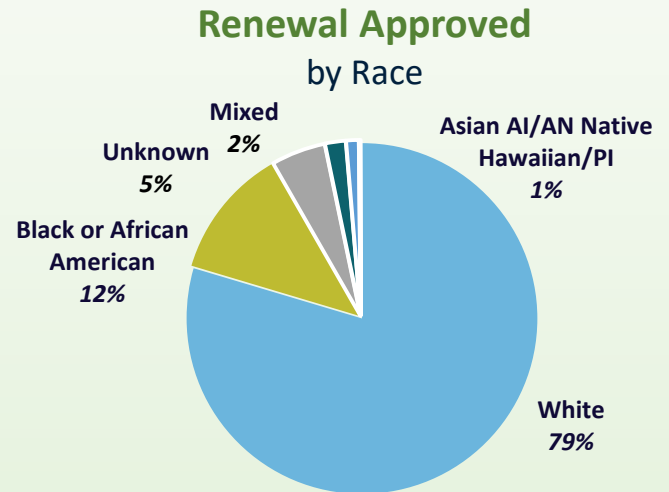
A total of 33,235 individuals who had their renewal due on December 30 were determined eligible for renewed coverage. 819 total individuals had their coverage terminated as of December 30. 798 of those individuals were determined ineligible based on eligibility requirements and have been terminated. For individuals who were terminated on December 31 and have supplied requested information for eligibility determination, 132 renewals have been reinstated as of the finalization of this report.

Note: DMS is unable to track enrollment in coverage outside the state of Kentucky. For example, a significant number of individuals are estimated to have gained health coverage through an employer, meaning that individuals who do not come back to renew should not be assumed to be uninsured.

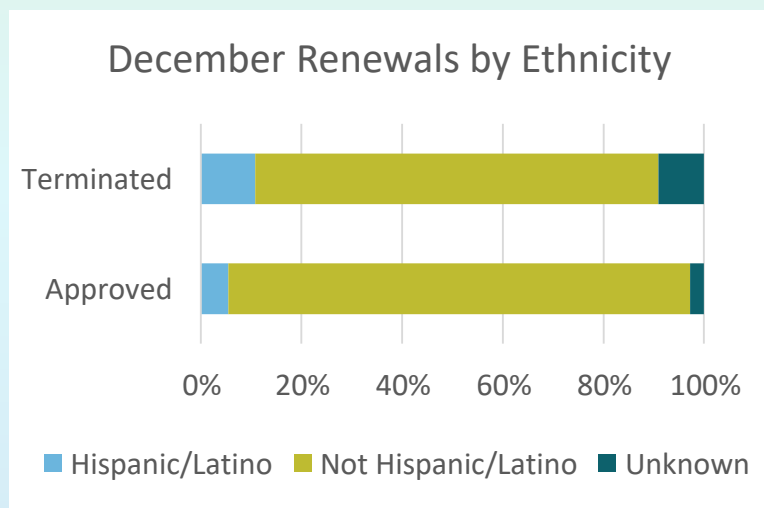
# RACE AND ETHNICITY DATA

Renewals for December 2024 are categorized by race and ethnicity below.

December 2024 Kentucky Renewals		
Race	Approved	Terminated
White	26,461	631
Black or African American	4,018	96
Unknown	1,671	50
Mixed	637	13
Asian	386	29
American Indian or Alaskan Native	38	0
Native Hawaiian or Other Pacific Islander	24	0
<b>Total</b>	<b>33,235</b>	<b>819</b>



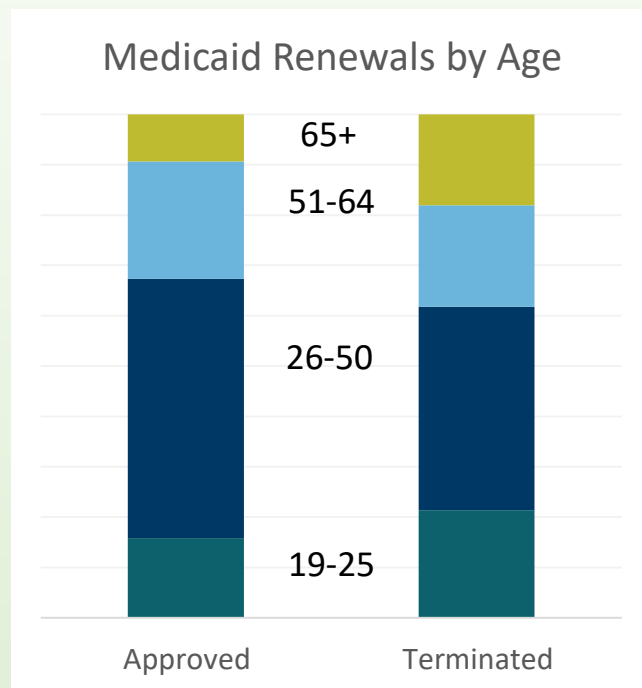
December 2024 Kentucky Renewals		
Ethnicity	Approved	Terminated
Hispanic/Latino	2,351	88
Not Hispanic/Latino	29,685	657
Unknown	1,199	74
<b>Total</b>	<b>33,235</b>	<b>819</b>



# AGE DATA

Renewals for December 2024 are categorized by age below.

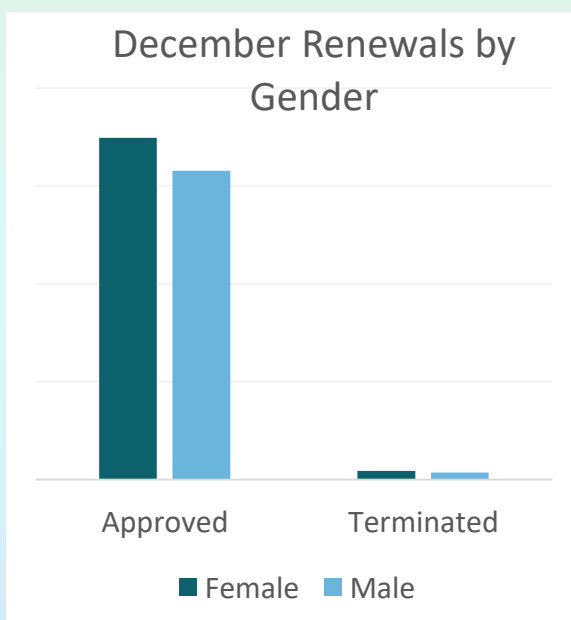
December 2024 Kentucky Renewals		
Age Group	Approved	Terminated
0-6	10	0
7-18	5	0
19-25	5,242	175
26-50	17,100	331
51-64	7,767	165
65+*	3,111	148
<b>Total</b>	<b>33,235</b>	<b>819</b>



Note – Continuous coverage for children is currently being implemented across the state. As a result, children were only terminated for reasons such as change in state residency or request for discontinuance.

# GENDER DATA

Renewals for December 2024 are categorized by gender below.

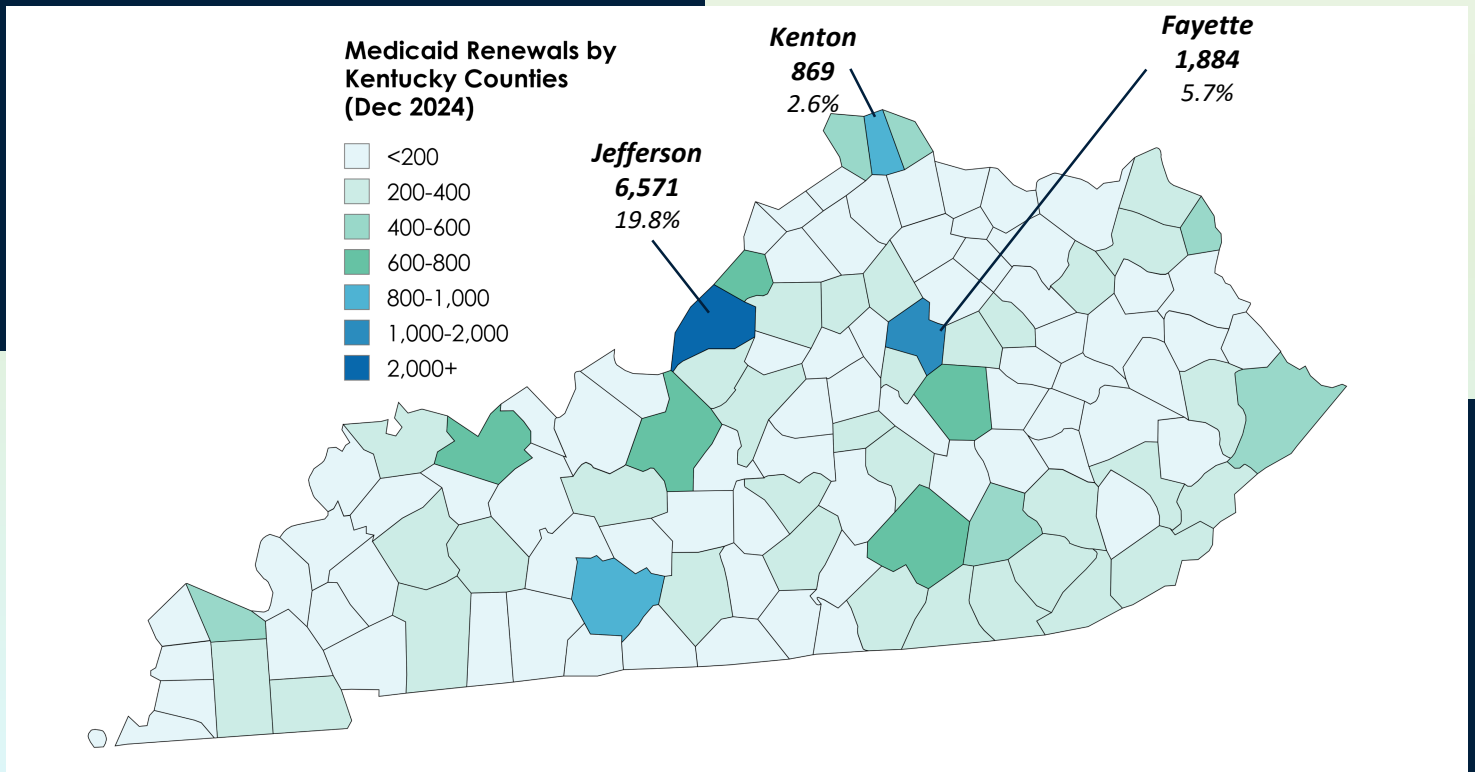


December 2024 Kentucky Renewals		
Gender	Approved	Terminated
Female	17,455	452
Male	15,780	367
<b>Total</b>	<b>33,235</b>	<b>819</b>

# REGIONAL DATA

This map represents the number of Medicaid renewals approved in each Kentucky county in December 2024.

## December Medicaid Approvals



# REGIONAL DATA

This table represents the number of Medicaid renewal approvals in each Kentucky county in December 2024.

December 2024 Kentucky Renewals

County	Approved	County	Approved	County	Approved	County	Approved	County	Approved
ADAIR	206	CLARK	298	HARRISON	128	MADISON	696	PERRY	305
ALLEN	149	CLAY	202	HART	149	MAGOFFIN	113	PIKE	530
ANDERSON	114	CLINTON	66	HENDERSON	308	MARION	133	POWELL	126
BALLARD	63	CRITTENDEN	42	HENRY	112	MARSHALL	166	PULASKI	686
BARREN	294	CUMBERLAND	68	HICKMAN	47	MARTIN	123	ROBERTSON	15
BATH	110	DAVISS	721	HOPKINS	315	MASON	142	ROCKCASTLE	153
BELL	314	EDMONSON	103	JACKSON	129	MCCRACKEN	425	ROWAN	200
BOONE	488	ELLIOTT	66	JEFFERSON	6571	MCCREARY	206	RUSSELL	169
BOURBON	135	ESTILL	139	JESSAMINE	354	MCLEAN	65	SCOTT	234
BOYD	402	FAYETTE	1884	JOHNSON	198	MEADE	150	SHELBY	203
BOYLE	218	FLEMING	133	KENTON	869	MENIFEE	63	SIMPSON	121
BRACKEN	58	FLOYD	347	KNOTT	164	MERCER	164	SPENCER	77
BREATHITT	148	FRANKLIN	339	KNOX	393	METCALFE	93	TAYLOR	223
BRECKINRIDGE	141	FULTON	56	LARUE	107	MONROE	108	TODD	88
BULLITT	381	GALLATIN	49	LAUREL	554	MONTGOMERY	225	TRIGG	89
BUTLER	100	GARRARD	110	LAWRENCE	140	MORGAN	117	TRIMBLE	46
CALDWELL	72	GRANT	160	LEE	82	MUHLENBERG	210	UNION	82
CALLOWAY	289	GRAVES	288	LESLIE	87	NELSON	259	WARREN	989
CAMPBELL	401	GRAYSON	200	LETCHER	245	NICHOLAS	48	WASHINGTON	133
CARLISLE	34	GREEN	73	LEWIS	137	OHIO	166	WAYNE	215
CARROLL	59	GREENUP	254	LINCOLN	232	OLDHAM	690	WEBSTER	89
CARTER	278	HANCOCK	59	LIVINGSTON	72	OWEN	81	WHITLEY	341
CASEY	180	HARDIN	683	LOGAN	176	OWSLEY	45	WOLFE	88
CHRISTIAN	393	HARLAN	320	LYON	41	PENDLETON	88	WOODFORD	95

# REGIONAL DATA

This map represents the number of Medicaid renewals terminated in each Kentucky county in December 2024.

## December Medicaid Terminations

**Medicaid Terminations  
by Kentucky Counties  
(Dec 2024)**

- <200
- 200-400
- 400-600
- 600-800
- 800-1,000
- 1,000-2,000
- 2,000+

**Jefferson**  
173  
21.1%

**Fayette**  
40  
4.9%

**Warren**  
33  
4.0%

# REGIONAL DATA

This table represents the number of Medicaid renewal terminations in each Kentucky county in December 2024.

December 2024 Kentucky Renewal Terminations

County	Terminated	County	Terminated	County	Terminated	County	Terminated	County	Terminated
ADAIR	0	CLARK	8	HARRISON	1	MADISON	17	PERRY	1
ALLEN	4	CLAY	1	HART	0	MAGOFFIN	2	PIKE	10
ANDERSON	3	CLINTON	0	HENDERSON	8	MARION	2	POWELL	4
BALLARD	0	CRITTENDEN	0	HENRY	3	MARSHALL	6	PULASKI	7
BARREN	13	CUMBERLAND	3	HICKMAN	1	MARTIN	1	ROBERTSON	0
BATH	2	DAVIESS	22	HOPKINS	11	MASON	2	ROCKCASTLE	7
BELL	3	EDMONSON	1	JACKSON	6	MCCRACKEN	10	ROWAN	4
BOONE	19	ELLIOTT	0	JEFFERSON	173	MCCREARY	3	RUSSELL	4
BOURBON	3	ESTILL	3	JESSAMINE	5	MCLEAN	2	SCOTT	5
BOYD	3	FAYETTE	40	JOHNSON	3	MEADE	10	SHELBY	5
BOYLE	7	FLEMING	3	KENTON	31	MENIFEE	1	SIMPSON	5
BRACKEN	1	FLOYD	7	KNOTT	3	MERCER	2	SPENCER	7
BREATHITT	1	FRANKLIN	12	KNOX	7	METCALFE	2	TAYLOR	8
BRECKINRIDGE	5	FULTON	2	LARUE	5	MONROE	1	TODD	3
BULLITT	12	GALLATIN	1	LAUREL	21	MONTGOMERY	6	TRIGG	2
BUTLER	2	GARRARD	2	LAWRENCE	1	MORGAN	0	TRIMBLE	1
CALDWELL	2	GRANT	3	LEE	1	MUHLENBERG	3	UNION	1
CALLOWAY	8	GRAVES	9	LESLIE	2	NELSON	9	WARREN	33
CAMPBELL	15	GRAYSON	10	LETCHER	4	NICHOLAS	0	WASHINGTON	1
CARLISLE	0	GREEN	3	LEWIS	3	OHIO	1	WAYNE	1
CARROLL	2	GREENUP	7	LINCOLN	5	OLDHAM	4	WEBSTER	1
CARTER	4	HANCOCK	1	LIVINGSTON	1	OWEN	2	WHITLEY	4
CASEY	6	HARDIN	15	LOGAN	2	OWSLEY	1	WOLFE	3
CHRISTIAN	14	HARLAN	6	LYON	1	PENDLETON	7	WOODFORD	5

# CMS MONTHLY REPORT DATA

Additional metrics are included in the monthly report to CMS. The following table highlights key information regarding the renewals due during the December Reporting Period. The full report can be accessed at <https://medicaidunwinding.ky.gov>.

## Approvals Breakdown

- 30,638 were renewed on an *ex parte* basis
- 2,597 were approved through completing a pre-populated form

## Terminations Breakdown

- 798 were determined ineligible for Medicaid
- 21 were terminated for procedural reasons (i.e., failure to respond)

## Pending Cases Breakdown

- 4,549 were extended due to flexibilities and strategies
- 1 case is pending document processing