

KENTUCKY MEDICAID UNWINDING DEMOGRAPHIC REPORT *DECEMBER 2023*

INTRODUCTION

During the COVID-19 Public Health Emergency (PHE) the Kentucky Department for Medicaid Services (DMS) made sure that all Medicaid beneficiaries kept their coverage and paused all annual renewals. But DMS has resumed annual renewals for Medicaid members. All Medicaid and KCHIP members are undergoing a renewal of their eligibility for coverage since Kentucky resumed annual renewals starting in April 2023 for Medicaid members with a renewal date of May 31, 2023. These renewals will be spread out over 12 months. Those who are determined to be eligible will continue to receive Medicaid coverage. Those who are determined to be ineligible for coverage will be removed from Medicaid and connected to alternative coverage options in the state.

This report dives deeper into the demographic breakdowns of Kentucky Medicaid renewals, pending, and terminated in December 2023.

SNAPSHOT

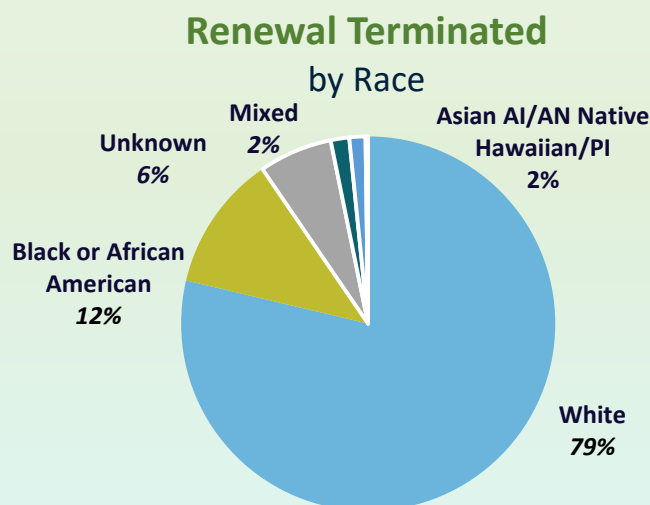
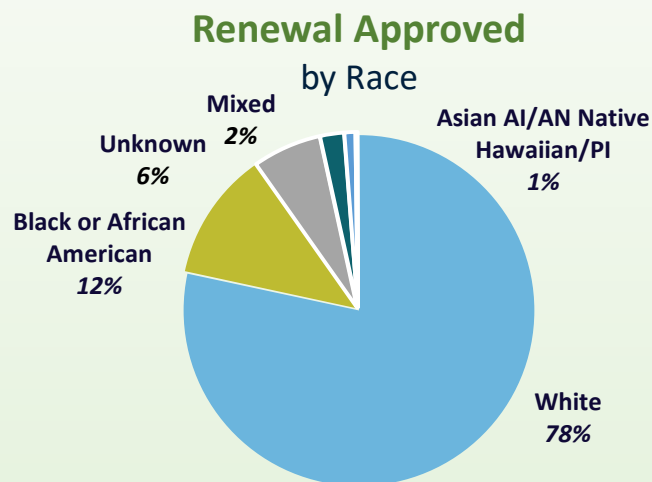
A total of 28,889 individuals who had their renewal due on December 31 were determined eligible for renewed coverage. 1,235 individuals have been determined ineligible based on eligibility requirements and have been terminated. For individuals who were procedurally terminated on December 31 and have supplied requested information for eligibility determination, 241 renewals have been reinstated as of the finalization of this report.

Note: DMS is unable to track enrollment in coverage outside the state of Kentucky. For example, a significant number of individuals are estimated to have gained health coverage through an employer, meaning that individuals who do not come back to renew should not be assumed to be uninsured.

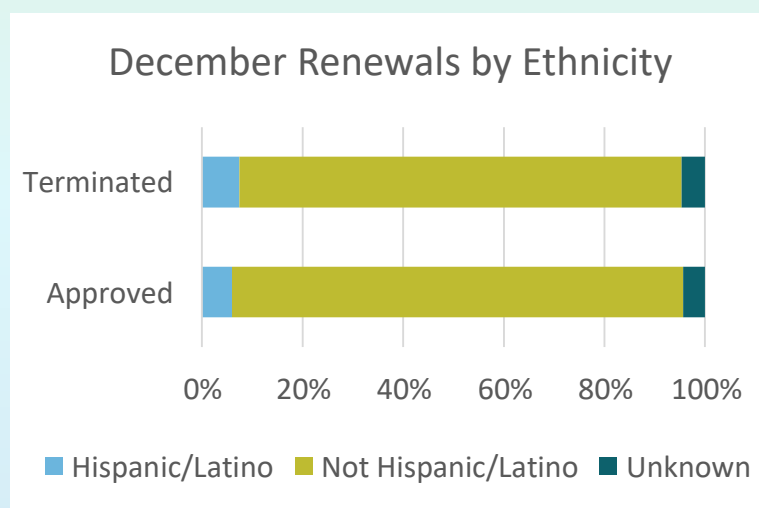
RACE AND ETHNICITY DATA

Renewals for December 2023 are categorized by race and ethnicity below.

December 2023 Kentucky Renewals		
Race	Approved	Terminated
White	22,640	979
Black or African American	3,421	146
Unknown	1,837	79
Mixed	635	20
Asian	296	17
American Indian or Alaskan Native	36	1
Native Hawaiian or Other Pacific Islander	24	2
Total	28,889	1,244



December 2023 Kentucky Renewals		
Ethnicity	Approved	Terminated
Hispanic/Latino	1,717	92
Not Hispanic/Latino	25,927	1,094
Unknown	1,245	58
Total	28,889	1,244

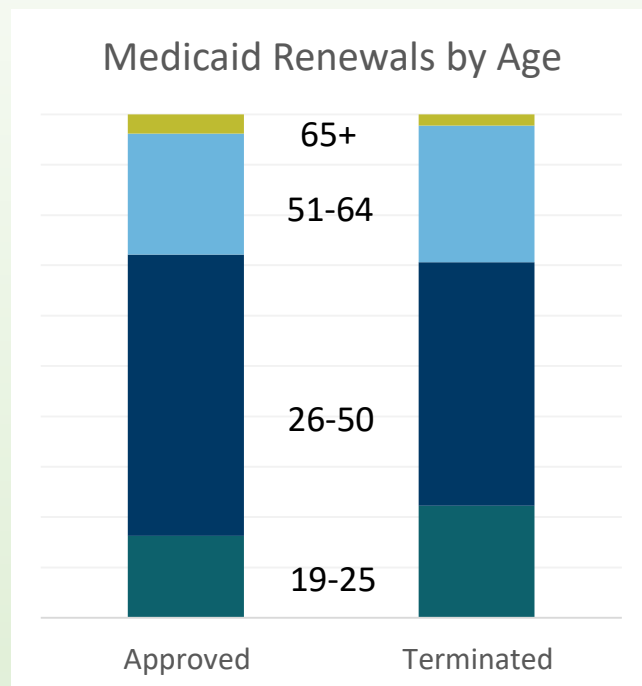


AGE DATA

Renewals for December 2023 are categorized by age below.

December 2023 Kentucky Renewals		
Age Group	Approved	Terminated
0-6	23	0
7-18	11	0
19-25	4,668	277
26-50	16,123	601
51-64	6,962	338
65+*	1,102	28
Total	28,889	1,244

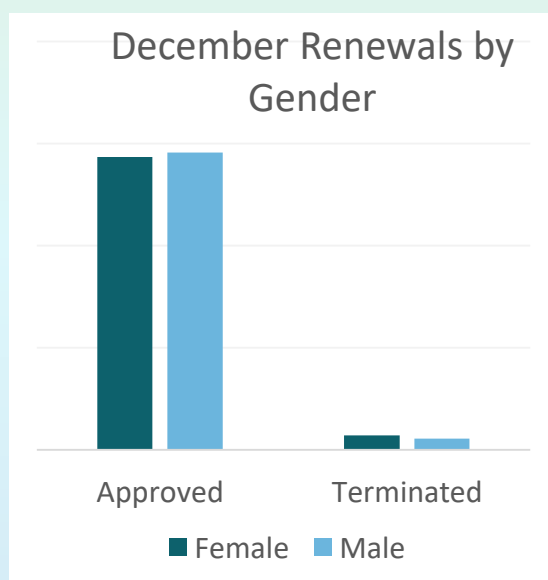
Note – Continuous coverage for children is currently being implemented across the state. No children were terminated as a result.



Note – 14 approvals were conducted for children under 19, a number not visible on this graph.

GENDER DATA

Renewals for December 2023 are categorized by gender below.

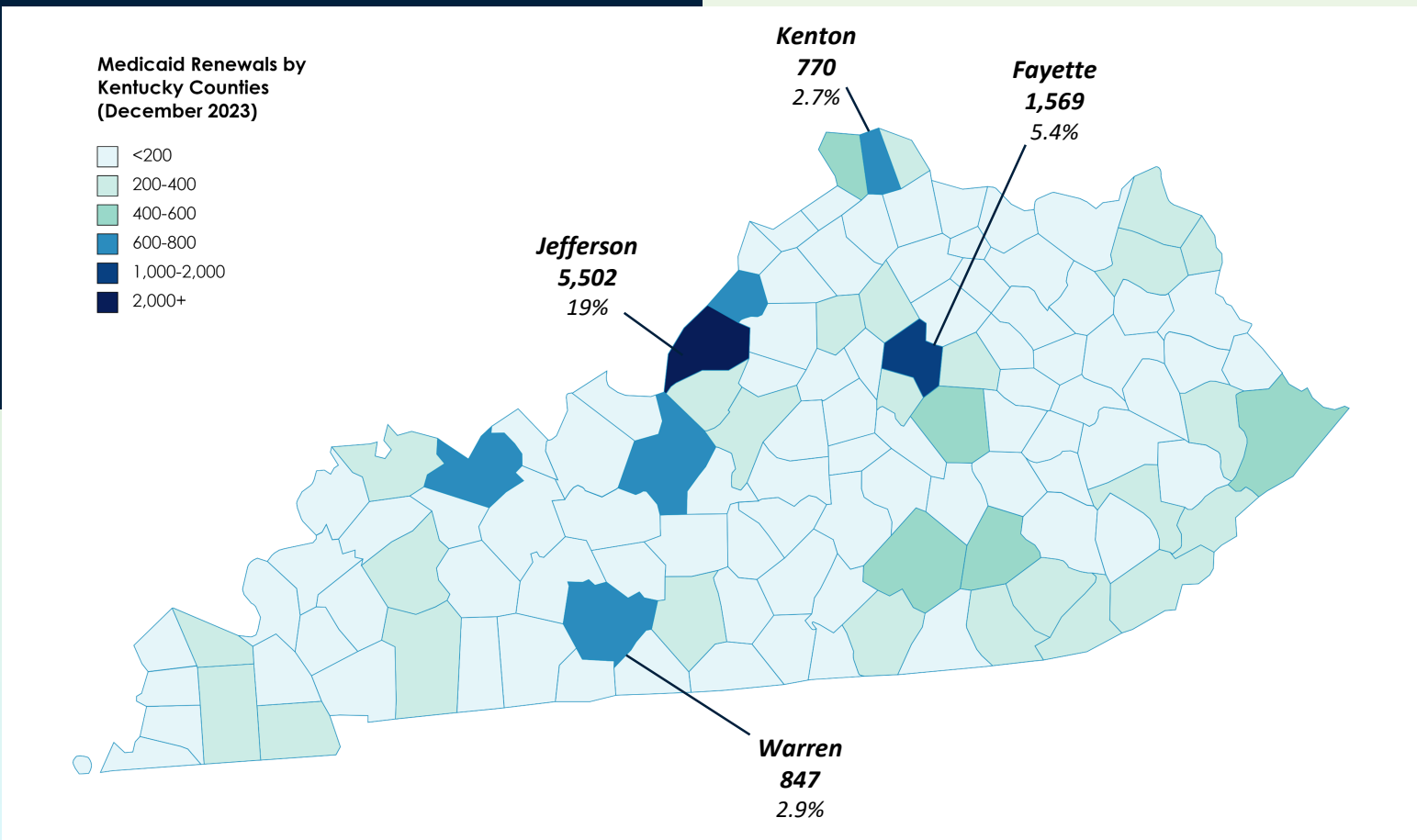


December 2023 Kentucky Renewals		
Gender	Approved	Terminated
Female	14,332	705
Male	14,557	539
Total	28,889	1,244

REGIONAL DATA

This map represents the number of Medicaid renewals approved in each Kentucky county in December 2023.

December Medicaid Approvals



REGIONAL DATA

This table represents the number of Medicaid renewal approvals in each Kentucky county in December 2023.

December 2023 Kentucky Renewals

County	Approved	County	Approved	County	Approved	County	Approved	County	Approved
ADAIR	191	CLARK	270	HARRISON	114	MADISON	595	PERRY	259
ALLEN	126	CLAY	194	HART	143	MAGOFFIN	116	PIKE	499
ANDERSON	99	CLINTON	56	HENDERSON	244	MARION	112	POWELL	116
BALLARD	57	CRITTENDEN	41	HENRY	96	MARSHALL	147	PULASKI	546
BARREN	278	CUMBERLAND	55	HICKMAN	41	MARTIN	105	ROBERTSON	14
BATH	93	DAVISS	630	HOPKINS	272	MASON	129	ROCKCASTLE	132
BELL	295	EDMONSON	83	JACKSON	115	MCCRACKEN	394	ROWAN	187
BOONE	422	ELLIOTT	49	JEFFERSON	5502	MCCREARY	186	RUSSELL	160
BOURBON	116	ESTILL	132	JESSAMINE	305	MCLEAN	47	SCOTT	215
BOYD	352	FAYETTE	1569	JOHNSON	170	MEADE	120	SHELBY	179
BOYLE	198	FLEMING	117	KENTON	770	MENIFEE	49	SIMPSON	99
BRACKEN	37	FLOYD	323	KNOTT	147	MERCER	124	SPENCER	66
BREATHITT	122	FRANKLIN	268	KNOX	323	METCALFE	77	TAYLOR	183
BRECKINRIDGE	124	FULTON	56	LARUE	99	MONROE	85	TODD	70
BULLITT	330	GALLATIN	41	LAUREL	510	MONTGOMERY	190	TRIGG	80
BUTLER	101	GARRARD	96	LAWRENCE	122	MORGAN	111	TRIMBLE	44
CALDWELL	64	GRANT	143	LEE	81	MUHLENBERG	190	UNION	75
CALLOWAY	226	GRAVES	233	LESLIE	90	NELSON	234	WARREN	847
CAMPBELL	327	GRAYSON	161	LETCHER	239	NICHOLAS	47	WASHINGTON	143
CARLISLE	33	GREEN	73	LEWIS	116	OHIO	144	WAYNE	202
CARROLL	48	GREENUP	222	LINCOLN	195	OLDHAM	616	WEBSTER	79
CARTER	243	HANCOCK	53	LIVINGSTON	54	OWEN	65	WHITLEY	304
CASEY	151	HARDIN	616	LOGAN	143	OWSLEY	52	WOLFE	67
CHRISTIAN	391	HARLAN	310	LYON	34	PENDLETON	71	WOODFORD	112

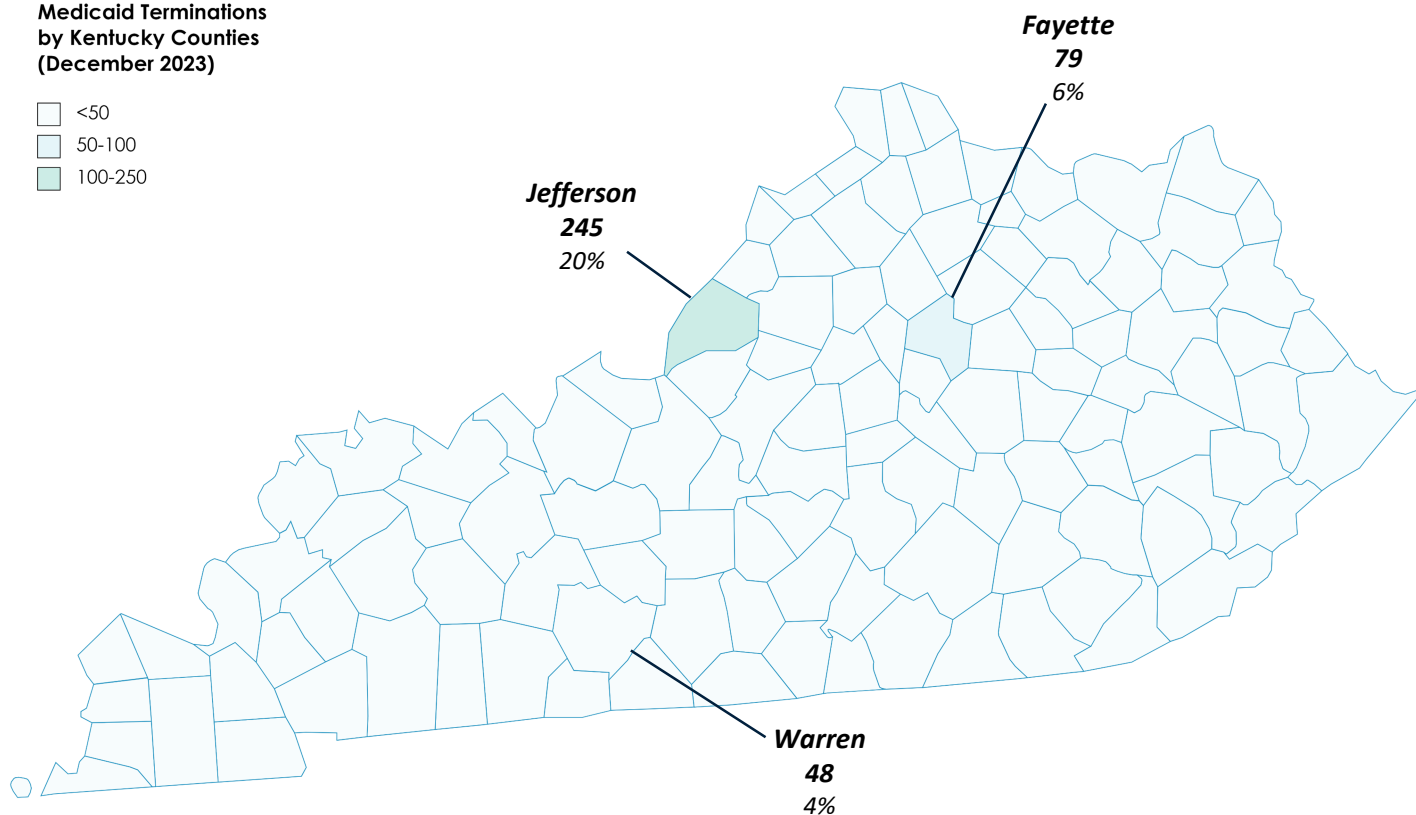
REGIONAL DATA

This map represents the number of Medicaid renewals terminated in each Kentucky county in December 2023.

December Medicaid Terminations

Medicaid Terminations
by Kentucky Counties
(December 2023)

- <50
- 50-100
- 100-250



REGIONAL DATA

This table represents the number of Medicaid renewal terminations in each Kentucky county in December 2023.

December 2023 Kentucky Renewal Terminations

County	Terminated	County	Terminated	County	Terminated	County	Terminated	County	Terminated
ADAIR	8	CLARK	11	HARRISON	4	MADISON	26	PERRY	7
ALLEN	6	CLAY	7	HART	5	MAGOFFIN	1	PIKE	19
ANDERSON	7	CLINTON	3	HENDERSON	11	MARION	7	POWELL	7
BALLARD	4	CRITTENDEN	0	HENRY	6	MARSHALL	11	PULASKI	28
BARREN	14	CUMBERLAND	3	HICKMAN	2	MARTIN	3	ROBERTSON	0
BATH	9	DAVISS	26	HOPKINS	18	MASON	2	ROCKCASTLE	5
BELL	11	EDMONSON	3	JACKSON	7	MCCRACKEN	20	ROWAN	7
BOONE	26	ELLIOTT	0	JEFFERSON	245	MCCREARY	3	RUSSELL	7
BOURBON	4	ESTILL	8	JESSAMINE	20	MCLEAN	2	SCOTT	12
BOYD	13	FAYETTE	79	JOHNSON	7	MEADE	9	SHELBY	11
BOYLE	6	FLEMING	11	KENTON	28	MENIFEE	0	SIMPSON	3
BRACKEN	1	FLOYD	7	KNOTT	5	MERCER	4	SPENCER	5
BREATHITT	6	FRANKLIN	19	KNOX	9	METCALFE	3	TAYLOR	13
BRECKINRIDGE	4	FULTON	1	LARUE	6	MONROE	2	TODD	0
BULLITT	19	GALLATIN	1	LAUREL	23	MONTGOMERY	10	TRIGG	1
BUTLER	2	GARRARD	4	LAWRENCE	8	MORGAN	5	TRIMBLE	0
CALDWELL	5	GRANT	13	LEE	3	MUHLENBERG	8	UNION	1
CALLOWAY	13	GRAVES	4	LESLIE	2	NELSON	11	WARREN	48
CAMPBELL	15	GRAYSON	5	LETCHER	4	NICHOLAS	0	WASHINGTON	2
CARLISLE	1	GREEN	1	LEWIS	6	OHIO	9	WAYNE	12
CARROLL	3	GREENUP	8	LINCOLN	8	OLDHAM	8	WEBSTER	3
CARTER	3	HANCOCK	1	LIVINGSTON	1	OWEN	3	WHITLEY	8
CASEY	4	HARDIN	27	LOGAN	9	OWSLEY	0	WOLFE	3
CHRISTIAN	13	HARLAN	5	LYON	0	PENDLETON	5	WOODFORD	4

CMS MONTHLY REPORT DATA

Additional metrics are included in the monthly report to CMS. The following table highlights key information regarding the renewals due during the December Reporting Period. The full report can be accessed at <https://medicaidunwinding.ky.gov>.

Approvals Breakdown

- 27,029 were renewed on an *ex parte* basis
- 1,860 were approved through completing a pre-populated form

Terminations Breakdown

- 1,235 were determined ineligible for Medicaid
- 9 were terminated for procedural reasons (i.e. failure to respond)

Pending Cases Breakdown

- 570 were extended due to flexibilities and strategies
- 2 cases are pending document processing