

The Commonwealth of Kentucky
kynect State-Based Marketplace



**kynect benefits Prescreening Tool
Quick Reference Guide**

Last Updated: May 1st, 2023

Introduction

This Quick Reference Guide is intended to instruct users how to navigate the kynect benefits Prescreening Tool and the Browse Plans feature.

Table of Contents

- Introduction 2**
- Table of Contents 2**
- 1 kynect benefits Prescreening Tool Overview 3**
- 2 kynect benefits Prescreening Tool 3**
 - 2.1 Section 1: Household Details Screen..... 5**
 - 2.2 Section 2: Income and Resource Details Screen 7**
 - 2.3 Section 3: Expense Details Screen 8**
 - 2.4 Prescreening Results Screen 9**
 - 2.5 Browse and Compare Plans 10**

1 kynect benefits Prescreening Tool Overview

The kynect benefits Prescreening Tool allows Residents to anonymously enter information to check potential eligibility across Health Assistance (Medicaid and Kentucky Children’s Health Insurance Program), Food Assistance (Supplemental Nutrition Assistance Program), Financial Assistance for Families with Children (Kentucky Transitional Assistance Program), Child Care Assistance (Child Care Assistance Program), and Health Insurance Premium Payment Assistance (Kentucky Integrated Health Premium Payment Program). The Prescreening Tool is not an application and does not guarantee eligibility. To determine eligibility for any program a full benefits application must be completed.

2 kynect benefits Prescreening Tool

1. Navigate to the kynect benefits website at kynect.ky.gov/benefits.
2. Click **Prescreening Tool** to view prescreening information.



3. Click the **circle** next to the benefits the household would like to screen for.
4. After reviewing the prescreening information, check the **box** to confirm the Resident is not a robot.
5. Click **Start Prescreening Tool**.

Accuracy Disclaimer:

The Prescreening Tool is not an application. This tool is a way for users to get an estimation of programs and benefits they may be eligible for before they decide to apply. The results do not guarantee you will or will not be eligible for benefits. The results given are basic estimations, and do not capture all elements needed to determine eligibility. You must complete a full benefits application in order to determine eligibility for any program.

The SNAP Benefit amount calculated is an estimation based on limited factors. To determine your actual SNAP Benefit Amount eligibility, you must apply using the SNAP application.

Select the benefits the household would like to screen for:

Check my potential eligibility across multiple benefit programs as well as my potential SNAP benefit amount.
We will check potential eligibility across the following:

1. Health Assistance
2. Food Assistance
3. Financial Assistance for Families with Children
4. Child Care Assistance
5. Health Insurance Premium Payment


[Learn More](#)

Only calculate my potential SNAP benefit amount. I do not want to check for potential eligibility across other programs

[Learn More](#)

Basic Eligibility requirements for all programs:

- You must live in Kentucky
- You must be a US citizen or qualified immigrant

[Exit](#) I'm not a robot  [Start Prescreening tool](#)

2.1 Section 1: Household Details Screen

The **Household details** screen asks about the number of people in the household and situations that apply to the household.

6. Enter the **Number** for *How many people are in the household?*
7. Click **Yes** or **No** for *Are there any children age 18 years old or younger in the household?*
8. Click **Yes** or **No** for *Is anyone in the household pregnant?*

The screenshot shows the 'Household details' screen in the 'PRESCREENING TOOL'. The title 'Household details' is in blue. Below it is a progress indicator 'Section 1 of 3' with a green bar. The instruction 'Complete the questions below about the household's members.' is displayed. Three questions are listed, each with a number in a box to its left:

- Question 6: 'How many people are in the household?' with a text input field.
- Question 7: 'Are there any children age 18 years old or younger in the household?' with 'Yes' and 'No' buttons.
- Question 8: 'Is anyone in the household pregnant?' with 'Yes' and 'No' buttons.

Red boxes highlight the input fields and buttons for each question.

9. Click **Yes** or **No** for *Are you currently homeless?*
10. Click **Yes** or **No** for *Is anyone in the household a migrant or seasonal farm worker?*
11. Click **Yes** or **No** for *Is anyone in the household age 60 or older, blind, or disabled?*
 - a. If **Yes**, click **Yes** or **No** for *Is anyone in the household receiving Supplemental Security Income (SSI)?*
 - b. If **Yes**, click **Yes** or **No** for *Is anyone in the household receiving Long Term Care (LTC) services, such as through waiver or a nursing facility?*
 - c. If **Yes**, click **Yes** or **No** for *Is anyone in the household receiving Medicare?*
12. Click **Yes** or **No** for *Does anyone in this household have an employer that offers healthcare coverage?*
 - a. If **Yes**, enter the **Number** for *How much is the monthly premium that is paid towards the healthcare coverage?*
 - b. If **Yes**, enter the **Number** for *How many members are enrolled in the policy?*
13. Click **Next** to proceed to **Section 2** of the kynect benefits Prescreening Tool.

The screenshot displays a digital form with four questions, each with 'Yes' and 'No' buttons. The questions are: 9. 'Are you currently homeless?', 10. 'Is anyone in the household a migrant or seasonal farm worker?', 11. 'Is anyone in the household age 60 or older, blind or disabled?', and 12. 'Does anyone in this household have an employer that offers health care coverage?'. At the bottom, there are three buttons: 'Back' and 'Exit' in light blue, and 'Next' in purple. The 'Next' button is highlighted with a red border. The question numbers 9, 10, 11, and 12 are shown in small boxes to the left of their respective questions.

2.2 Section 2: Income and Resource Details Screen

The **Income and Resource Details** screen asks about the household's monthly gross income and current financial situation.

14. Enter the **Number** for *What is the household's combined gross income (income before taxes) from wages and self-employment?*
15. Enter the **Number** for *What is the household's combined monthly gross income from other sources (such as social security, child support, unemployment, and money given by friends or family)?*
16. Enter the **Number** for *How much does the household have in checking/saving accounts and cash on hand?*
17. Click **Next** to proceed to **Section 3** of the kynect benefits Prescreening Tool.

The screenshot shows a digital form with three numbered input fields and three buttons at the bottom. Each input field is highlighted with a red border. The first field is labeled '14' and contains the question 'What is the household's combined monthly gross income (income before taxes) from wages and self-employment?' with a '\$' symbol in a small box. The second field is labeled '15' and contains the question 'What is the household's combined monthly gross income from other sources (such as social security, child support, unemployment, and money given by friends or family)?' with a '\$' symbol. The third field is labeled '16' and contains the question 'How much does the household have in checking/saving accounts and cash on hand?' with a '\$' symbol. At the bottom, there are three buttons: 'Back' (light blue), 'Exit' (light blue), and 'Next' (purple, highlighted with a red border). A small box with the number '17' is positioned to the left of the 'Next' button.

2.3 Section 3: Expense Details Screen

The **Expense Details** screen asks about the household's current expenses.

18. Enter the **Number** for *How much is the household's combined monthly shelter expense, such as rent or mortgage?*
19. Click **Yes** or **No** for *Does the household pay for heating or cooling separate from rent or mortgage OR did you receive a LIHEAP payment greater than \$20 in the last 12 months?*
 - a. If **No**, click **Yes** or **No** for *Is the household billed for 2 or more utilities that are NOT heating or cooling?*
 - b. If **No**, click **Yes** or **No** for *Is the household only billed for telephone?*
20. Enter the **Number** for *How much is the household's combined monthly child support expense for children who are not part of the household?*
21. Enter the **Number** for *How much is the household's combined monthly child care and/or dependent care expense?*
22. Click **Submit** to submit the kynect benefits Prescreening Tool.

The screenshot shows the Expense Details screen with four numbered questions and a Submit button. Each question and the Submit button are highlighted with a red border.

18. How much is the household's combined monthly shelter expense, such as rent or mortgage?
\$

19. Does the household pay for heating or cooling separate from rent or mortgage OR did you receive a LIHEAP payment greater than \$20 in the last 12 months?
Yes No

20. How much is the household's combined monthly child support expense for children who are not part of household?
\$

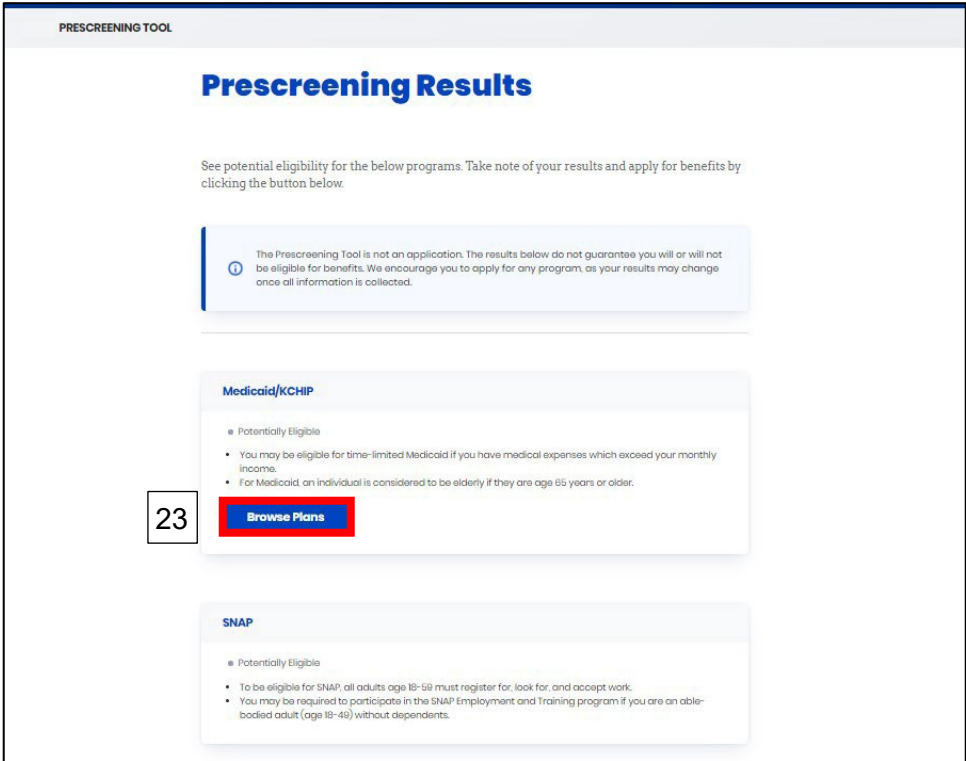
21. How much is the household's combined monthly child care and/or dependent care expense?
\$

22. Back Exit Submit

2.4 Prescreening Results Screen

Potential eligibility results display after submitting the kynect benefits Prescreening Tool. From here, Residents may anonymously browse plans or submit a formal benefits application.

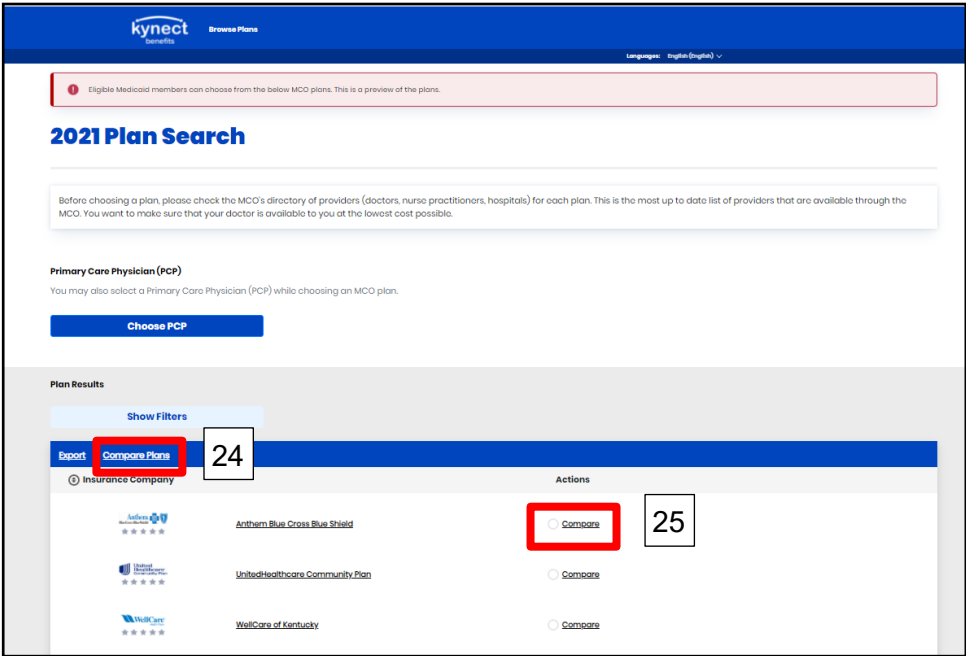
23. Click **Browse Plans** to view plans and prices on the **Plan Search** screen.



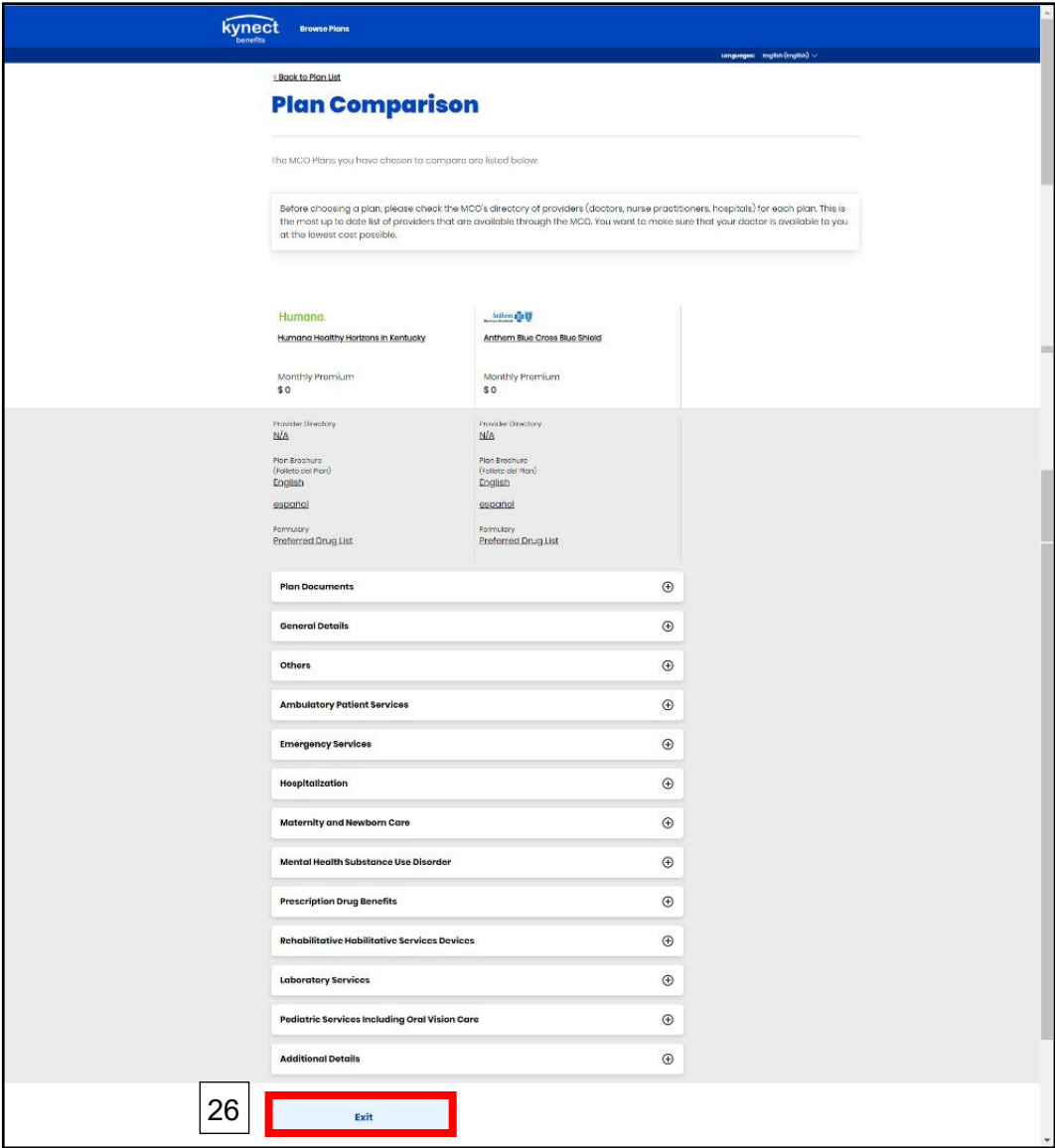
2.5 Browse and Compare Plans

The Browse Plans feature allows users to search for and compare Managed Care Organization (MCO) plans.

- 24. Click **Compare** to select a plan to compare.
- 25. Click **Compare Plans** to compare the selected plans.



26. Compare the selected plans. Click **Exit** to return to the **Plan Search** screen.



Please note: To receive benefits, users must complete a full benefits application by clicking **Apply for Benefits** at the bottom of the **Prescreening Results** screen.