



KENTUCKY MEDICAID UNWINDING DEMOGRAPHIC REPORT

JANUARY 2024

INTRODUCTION

During the COVID-19 Public Health Emergency (PHE) the Kentucky Department for Medicaid Services (DMS) made sure that all Medicaid beneficiaries kept their coverage and paused all annual renewals. But DMS has resumed annual renewals for Medicaid members. All Medicaid and KCHIP members are undergoing a renewal of their eligibility for coverage since Kentucky resumed annual renewals starting in April 2023 for Medicaid members with a renewal date of May 31, 2023. These renewals will be spread out over 12 months. Those who are determined to be eligible will continue to receive Medicaid coverage. Those who are determined to be ineligible for coverage will be removed from Medicaid and connected to alternative coverage options in the state.

This report dives deeper into the demographic breakdowns of Kentucky Medicaid renewals, pending, and terminated in January 2024.

SNAPSHOT

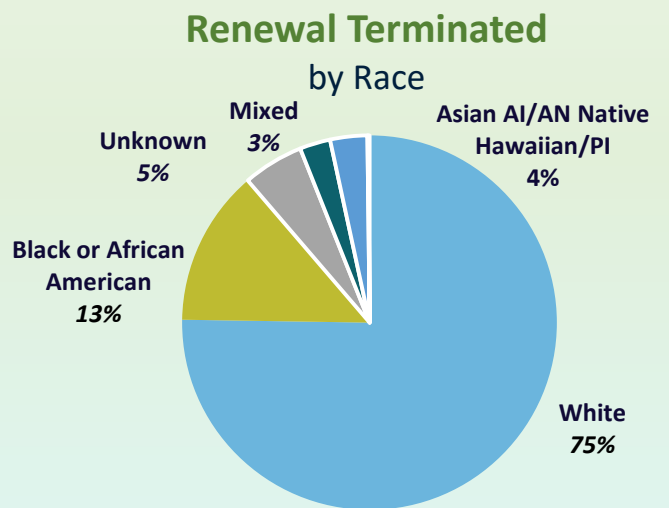
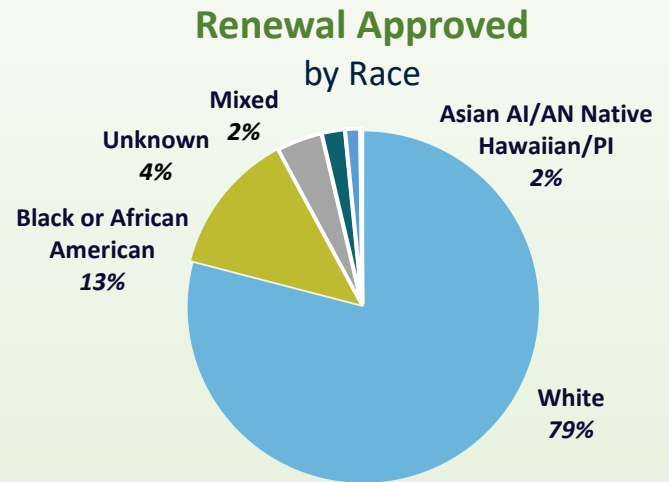
A total of 67,748 individuals who had their renewal due on January 31 were determined eligible for renewed coverage. 10,861 individuals have been determined ineligible based on eligibility requirements and have been terminated. For individuals who were terminated on January 31 and have supplied requested information for eligibility determination, 714 renewals have been reinstated as of the finalization of this report.

Note: DMS is unable to track enrollment in coverage outside the state of Kentucky. For example, a significant number of individuals are estimated to have gained health coverage through an employer, meaning that individuals who do not come back to renew should not be assumed to be uninsured.

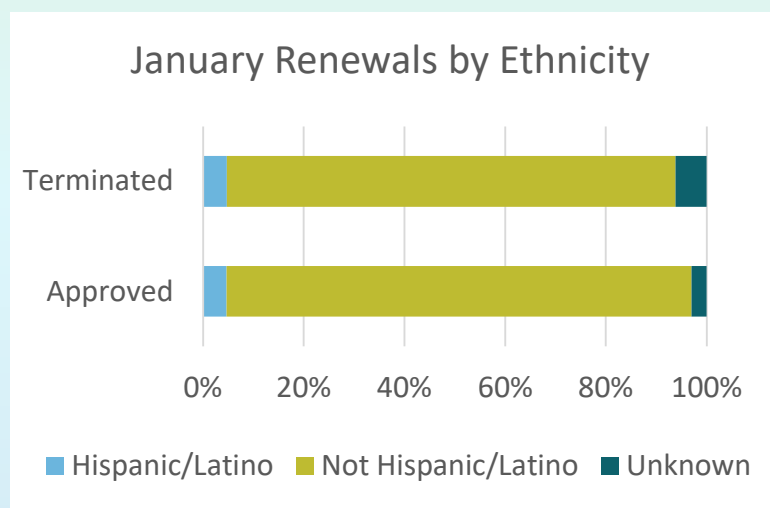
RACE AND ETHNICITY DATA

Renewals for January 2024 are categorized by race and ethnicity below.

January 2024 Kentucky Renewals		
Race	Approved	Terminated
White	53,557	8,182
Black or African American	8,848	1,463
Unknown	2,845	569
Mixed	1,442	290
Asian	937	347
American Indian or Alaskan Native	75	11
Native Hawaiian or Other Pacific Islander	44	10
Total	67,748	10,899



January 2024 Kentucky Renewals		
Ethnicity	Approved	Terminated
Hispanic/Latino	3,160	514
Not Hispanic/Latino	62,572	9,710
Unknown	2,016	675
Total	67,748	10,899

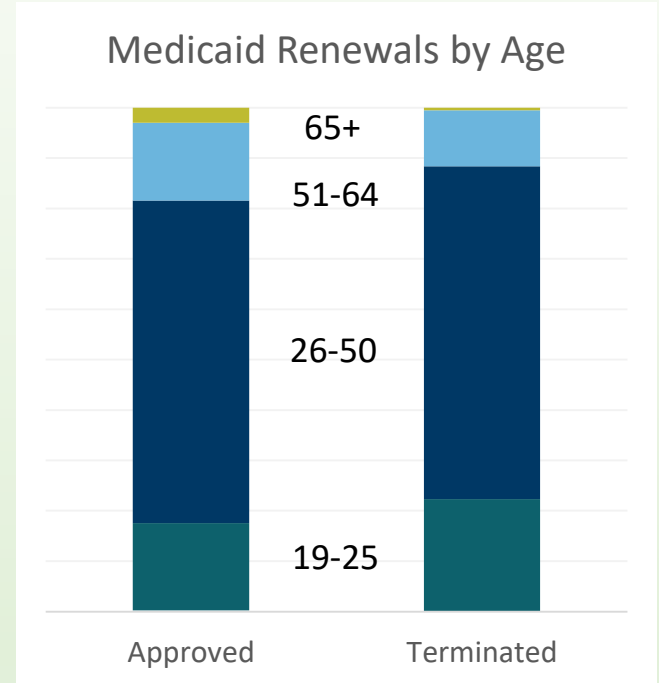


AGE DATA

Renewals for January 2024 are categorized by age below.

January 2024 Kentucky Renewals		
Age Group	Approved	Terminated
0-6	100	0
7-18	30	1
19-25	11,762	2,430
26-50	43,364	7,199
51-64	10,457	1,213
65+*	2,035	56
Total	67,748	10,899

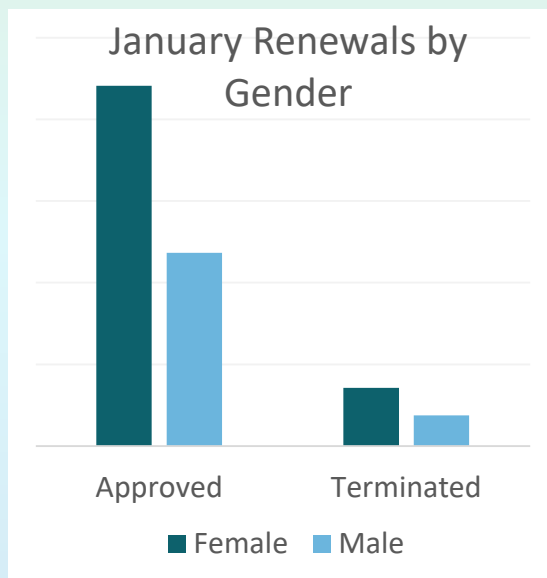
Note – Continuous coverage for children is currently being implemented across the state. No children were terminated as a result.



Note – 130 approvals were conducted for children under 19, a number not visible on this graph.

GENDER DATA

Renewals for January 2024 are categorized by gender below.



January 2024 Kentucky Renewals		
Gender	Approved	Terminated
Female	44,096	7,126
Male	23,652	3,773
Total	67,748	10,899

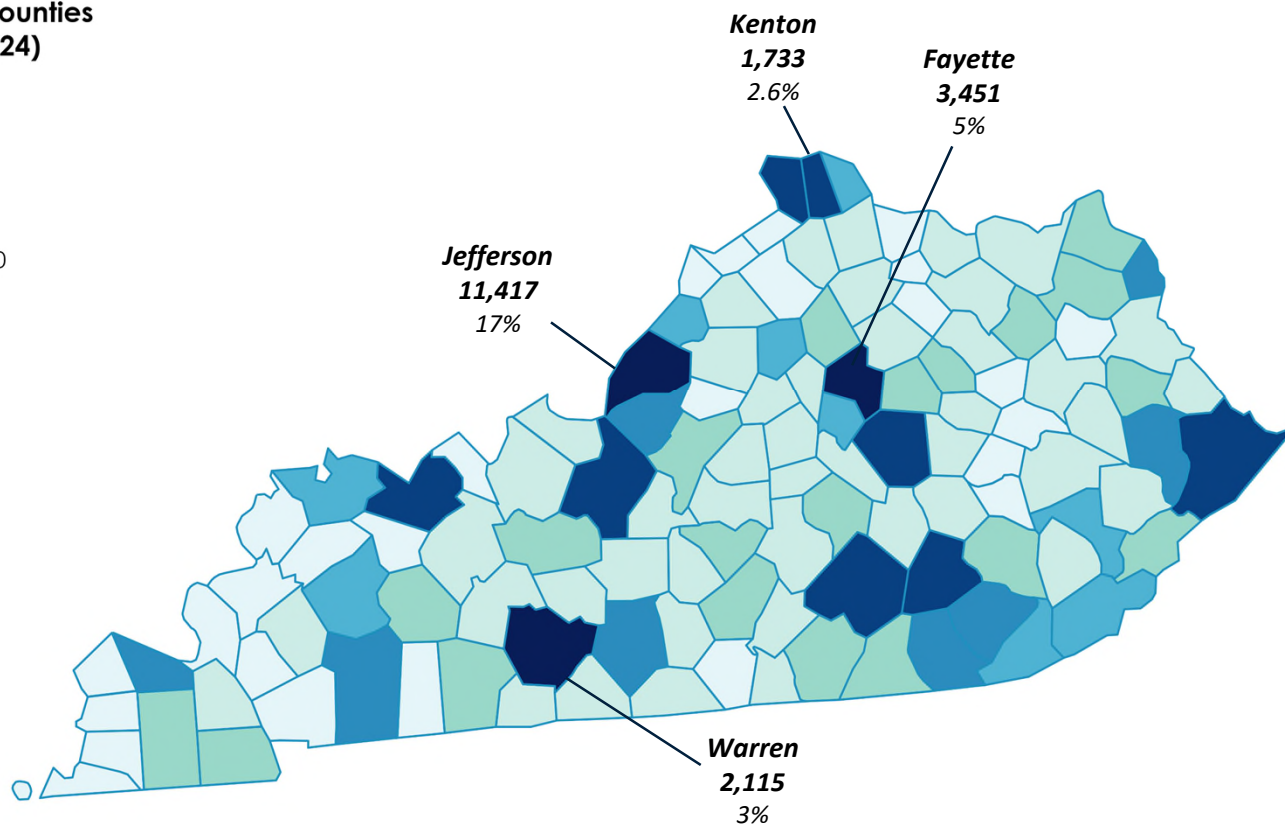
REGIONAL DATA

This map represents the number of Medicaid renewals approved in each Kentucky county in January 2024.

January Medicaid Approvals

Medicaid Renewals by Kentucky Counties (January 2024)

- <200
- 200-400
- 400-600
- 600-800
- 800-1,000
- 1,000-2,000
- 2,000+



REGIONAL DATA

This table represents the number of Medicaid renewal approvals in each Kentucky county in January 2024.

January 2024 Kentucky Renewals

County	Approved	County	Approved	County	Approved	County	Approved	County	Approved
ADAIR	450	CLARK	514	HARRISON	279	MADISON	1270	PERRY	639
ALLEN	273	CLAY	522	HART	356	MAGOFFIN	256	PIKE	1123
ANDERSON	302	CLINTON	235	HENDERSON	621	MARION	266	POWELL	312
BALLARD	101	CRITTENDEN	122	HENRY	218	MARSHALL	381	PULASKI	1301
BARREN	803	CUMBERLAND	163	HICKMAN	70	MARTIN	228	ROBERTSON	37
BATH	248	DAVISS	1436	HOPKINS	753	MASON	330	ROCKCASTLE	313
BELL	671	EDMONSON	214	JACKSON	350	MCCRACKEN	998	ROWAN	446
BOONE	1084	ELLIOTT	126	JEFFERSON	11417	MCCREARY	448	RUSSELL	316
BOURBON	317	ESTILL	302	JESSAMINE	734	MCLEAN	139	SCOTT	595
BOYD	899	FAYETTE	3451	JOHNSON	509	MEADE	341	SHELBY	390
BOYLE	399	FLEMING	281	KENTON	1733	MENIFEE	139	SIMPSON	251
BRACKEN	147	FLOYD	849	KNOTT	308	MERCER	328	SPENCER	175
BREATHITT	310	FRANKLIN	694	KNOX	891	METCALFE	231	TAYLOR	441
BRECKINRIDGE	325	FULTON	120	LARUE	230	MONROE	235	TODD	171
BULLITT	849	GALLATIN	93	LAUREL	1283	MONTGOMERY	488	TRIGG	180
BUTLER	224	GARRARD	287	LAWRENCE	326	MORGAN	234	TRIMBLE	92
CALDWELL	237	GRANT	364	LEE	176	MUHLENBERG	586	UNION	199
CALLOWAY	460	GRAVES	545	LESLIE	246	NELSON	533	WARREN	2115
CAMPBELL	734	GRAYSON	542	LETCHER	479	NICHOLAS	125	WASHINGTON	266
CARLISLE	92	GREEN	209	LEWIS	282	OHIO	377	WAYNE	489
CARROLL	170	GREENUP	520	LINCOLN	444	OLDHAM	691	WEBSTER	172
CARTER	534	HANCOCK	128	LIVINGSTON	147	OWEN	166	WHITLEY	883
CASEY	365	HARDIN	1397	LOGAN	401	OWSLEY	109	WOLFE	160
CHRISTIAN	976	HARLAN	778	LYON	77	PENDLETON	216	WOODFORD	240

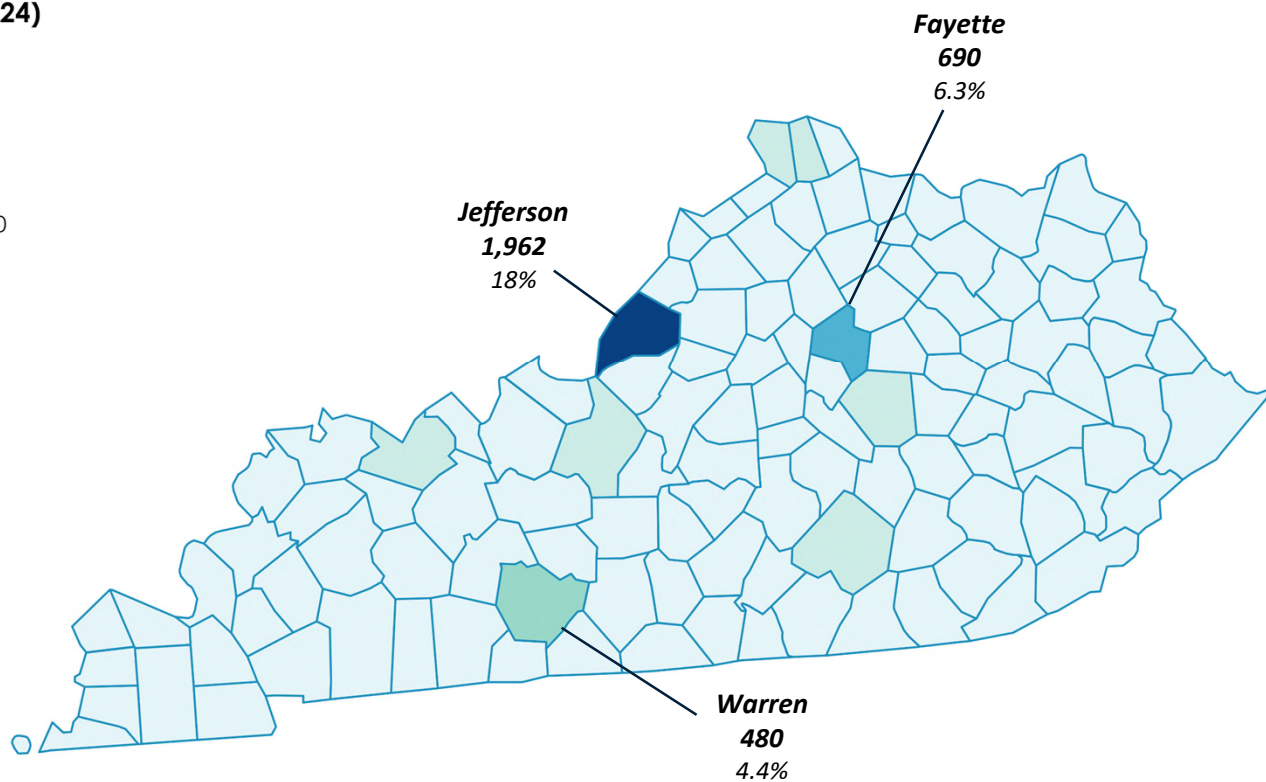
REGIONAL DATA

This map represents the number of Medicaid renewals terminated in each Kentucky county in January 2024.

January Medicaid Terminations

Medicaid Terminations by Kentucky Counties (January 2024)

- <200
- 200-400
- 400-600
- 600-800
- 800-1,000
- 1,000-2,000



REGIONAL DATA

This table represents the number of Medicaid renewal terminations in each Kentucky county in January 2024.

January 2024 Kentucky Renewal Terminations

County	Terminated	County	Terminated	County	Terminated	County	Terminated	County	Terminated
ADAIR	63	CLARK	84	HARRISON	36	MADISON	231	PERRY	78
ALLEN	41	CLAY	56	HART	62	MAGOFFIN	38	PIKE	121
ANDERSON	58	CLINTON	44	HENDERSON	83	MARION	57	POWELL	26
BALLARD	9	CRITTENDEN	28	HENRY	33	MARSHALL	73	PULASKI	231
BARREN	128	CUMBERLAND	29	HICKMAN	13	MARTIN	24	ROBERTSON	5
BATH	33	DAVISS	275	HOPKINS	123	MASON	41	ROCKCASTLE	38
BELL	64	EDMONSON	41	JACKSON	33	MCCRACKEN	160	ROWAN	64
BOONE	279	ELLIOTT	14	JEFFERSON	1962	MCCREARY	47	RUSSELL	61
BOURBON	50	ESTILL	40	JESSAMINE	142	MCLEAN	16	SCOTT	122
BOYD	110	FAYETTE	690	JOHNSON	57	MEADE	55	SHELBY	104
BOYLE	62	FLEMING	34	KENTON	306	MENIFEE	13	SIMPSON	49
BRACKEN	15	FLOYD	93	KNOTT	22	MERCER	55	SPENCER	38
BREATHITT	32	FRANKLIN	112	KNOX	104	METCALFE	20	TAYLOR	72
BRECKINRIDGE	55	FULTON	17	LARUE	42	MONROE	17	TODD	25
BULLITT	156	GALLATIN	16	LAUREL	191	MONTGOMERY	64	TRIGG	24
BUTLER	40	GARRARD	48	LAWRENCE	58	MORGAN	48	TRIMBLE	15
CALDWELL	27	GRANT	55	LEE	22	MUHLENBERG	88	UNION	32
CALLOWAY	87	GRAVES	83	LESLIE	19	NELSON	114	WARREN	480
CAMPBELL	102	GRAYSON	83	LETCHER	66	NICHOLAS	8	WASHINGTON	33
CARLISLE	15	GREEN	28	LEWIS	30	OHIO	60	WAYNE	35
CARROLL	31	GREENUP	83	LINCOLN	66	OLDHAM	100	WEBSTER	33
CARTER	64	HANCOCK	10	LIVINGSTON	19	OWEN	32	WHITLEY	105
CASEY	29	HARDIN	283	LOGAN	62	OWSLEY	11	WOLFE	14
CHRISTIAN	167	HARLAN	86	LYON	17	PENDLETON	22	WOODFORD	50

CMS MONTHLY REPORT DATA

Additional metrics are included in the monthly report to CMS. The following table highlights key information regarding the renewals due during the January Reporting Period. The full report can be accessed at <https://medicaidunwinding.ky.gov>.

Approvals Breakdown

- 65,095 were renewed on an *ex parte* basis
- 2,653 were approved through completing a pre-populated form

Terminations Breakdown

- 10,861 were determined ineligible for Medicaid
- 38 were terminated for procedural reasons (i.e. failure to respond)

Pending Cases Breakdown

- 42,567 were extended due to flexibilities and strategies
- 22 cases are pending document processing