



KENTUCKY MEDICAID UNWINDING DEMOGRAPHIC REPORT *FEBRUARY 2024*

INTRODUCTION

During the COVID-19 Public Health Emergency (PHE) the Kentucky Department for Medicaid Services (DMS) made sure that all Medicaid beneficiaries kept their coverage and paused all annual renewals. But DMS has resumed annual renewals for Medicaid members. All Medicaid and KCHIP members are undergoing a renewal of their eligibility for coverage since Kentucky resumed annual renewals starting in April 2023 for Medicaid members with a renewal date of May 31, 2023. These renewals will be spread out over 12 months. Those who are determined to be eligible will continue to receive Medicaid coverage. Those who are determined to be ineligible for coverage will be removed from Medicaid and connected to alternative coverage options in the state.

This report dives deeper into the demographic breakdowns of Kentucky Medicaid renewals, pending, and terminated in February 2024.

SNAPSHOT

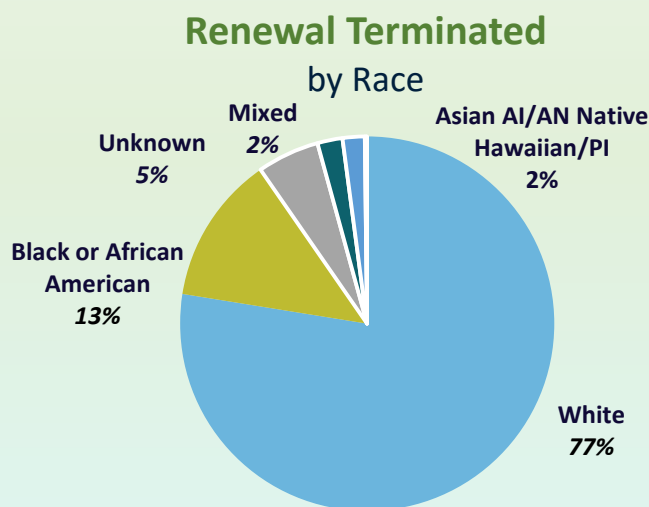
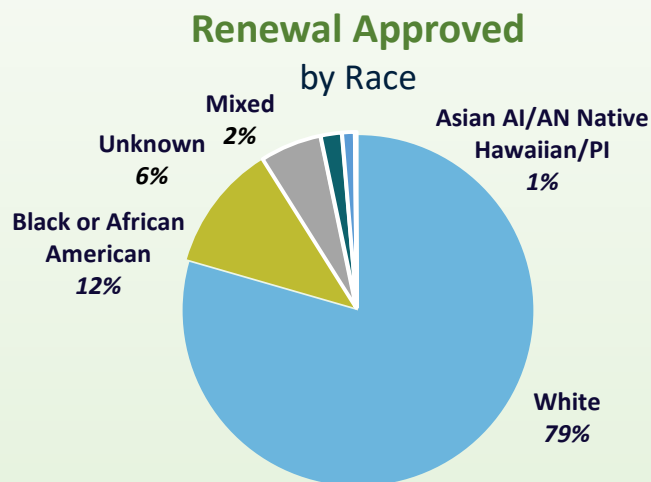
A total of 64,789 individuals who had their renewal due on February 29 were determined eligible for renewed coverage. 10,128 individuals have been determined ineligible based on eligibility requirements and have been terminated. For individuals who were terminated on February 29 and have supplied requested information for eligibility determination, 737 renewals have been reinstated as of the finalization of this report.

Note: DMS is unable to track enrollment in coverage outside the state of Kentucky. For example, a significant number of individuals are estimated to have gained health coverage through an employer, meaning that individuals who do not come back to renew should not be assumed to be uninsured.

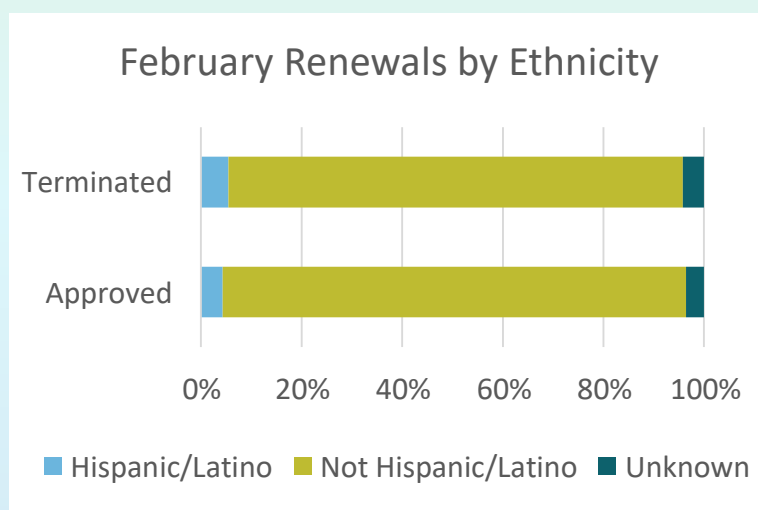
RACE AND ETHNICITY DATA

Renewals for February 2024 are categorized by race and ethnicity below.

February 2024 Kentucky Renewals		
Race	Approved	Terminated
White	51,494	7,851
Black or African American	7,491	1,299
Unknown	3,677	543
Mixed	1,248	221
Asian	767	193
American Indian or Alaskan Native	53	13
Native Hawaiian or Other Pacific Islander	59	8
Total	64,789	10,128



February 2024 Kentucky Renewals		
Ethnicity	Approved	Terminated
Hispanic/Latino	2,796	552
Not Hispanic/Latino	59,696	9,148
Unknown	2,297	428
Total	64,789	10,128

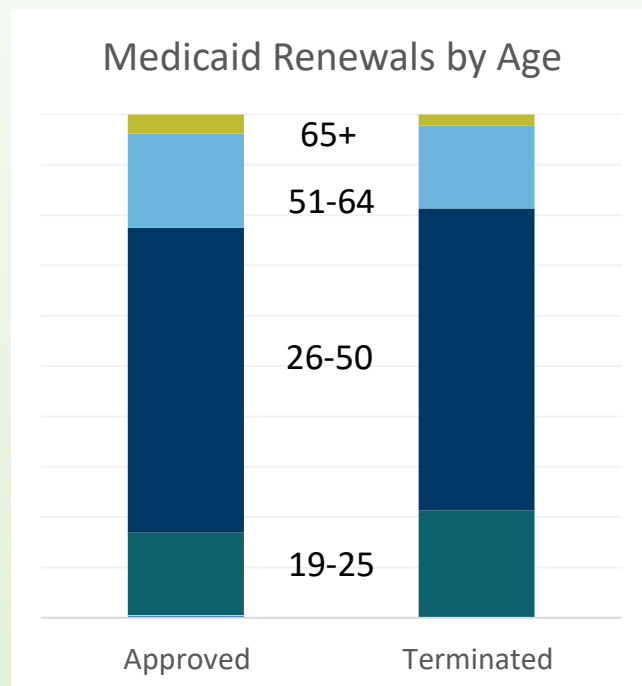


AGE DATA

Renewals for February 2024 are categorized by age below.

February 2024 Kentucky Renewals		
Age Group	Approved	Terminated
0-6	277	2
7-18	53	0
19-25	10,639	2,157
26-50	39,212	6,074
51-64	12,139	1,671
65+*	2,469	224
Total	64,789	10,128

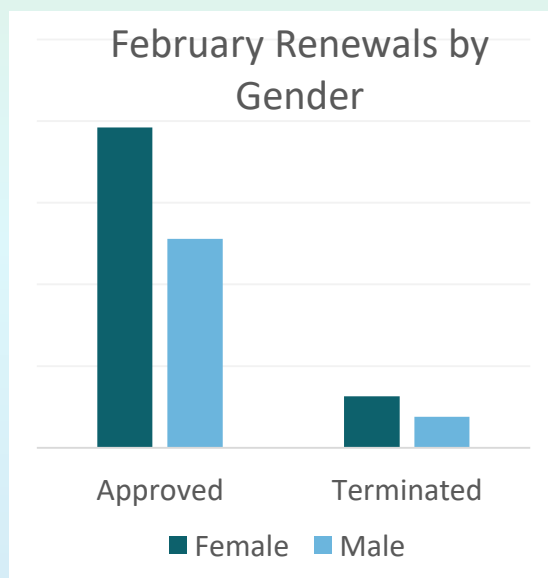
Note – Continuous coverage for children is currently being implemented across the state. No children were terminated as a result.



Note – 130 approvals were conducted for children under 19, a number not visible on this graph.

GENDER DATA

Renewals for February 2024 are categorized by gender below.



February 2024 Kentucky Renewals		
Gender	Approved	Terminated
Female	39,209	6,316
Male	25,580	3,812
Total	64,789	10,128

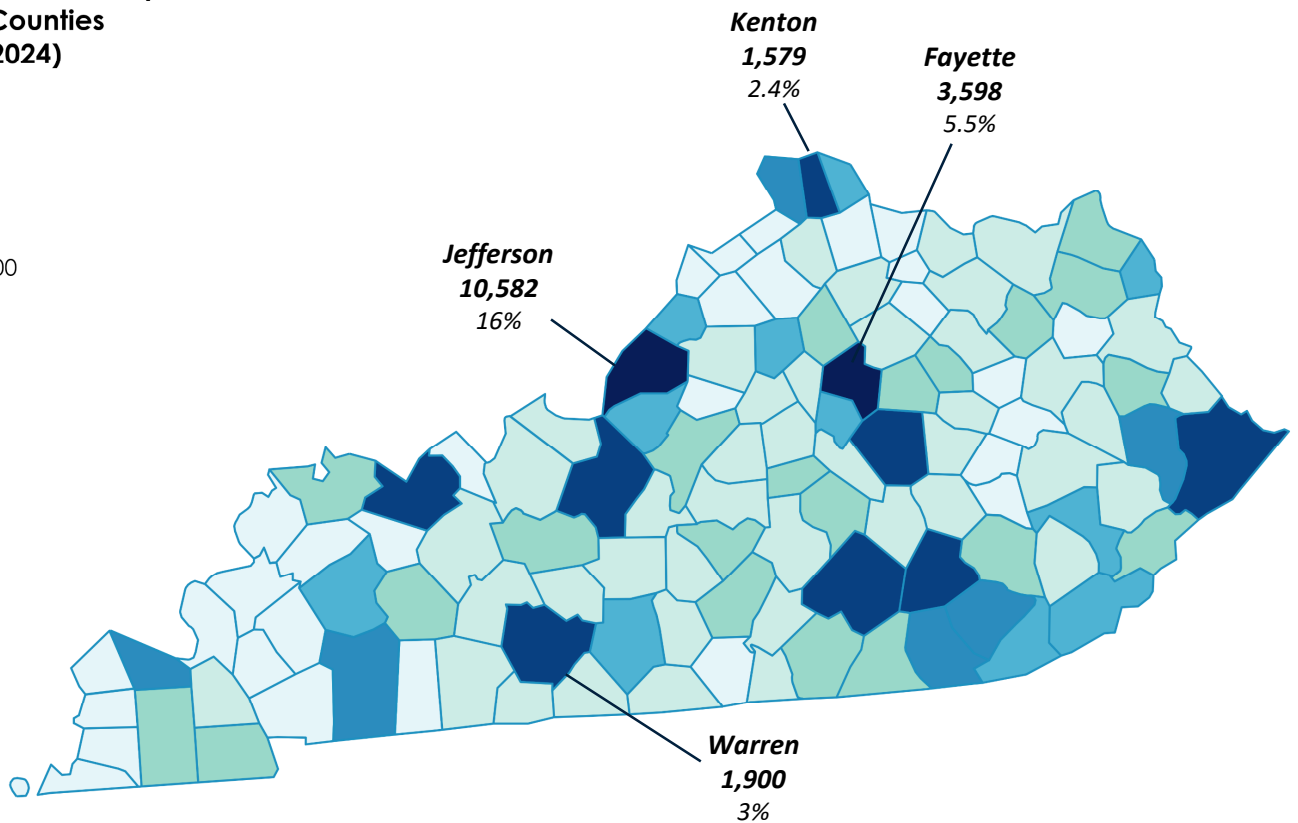
REGIONAL DATA

This map represents the number of Medicaid renewals approved in each Kentucky county in February 2024.

February Medicaid Approvals

Medicaid Renewals by Kentucky Counties (February 2024)

- <200
- 200-400
- 400-600
- 600-800
- 800-1,000
- 1,000-2,000
- 2,000+



REGIONAL DATA

This table represents the number of Medicaid renewal approvals in each Kentucky county in February 2024.

February 2024 Kentucky Renewals

County	Approved	County	Approved	County	Approved	County	Approved	County	Approved
ADAIR	412	CLARK	553	HARRISON	258	MADISON	1244	PERRY	677
ALLEN	314	CLAY	516	HART	339	MAGOFFIN	330	PIKE	1238
ANDERSON	266	CLINTON	223	HENDERSON	598	MARION	249	POWELL	268
BALLARD	117	CRITTENDEN	93	HENRY	197	MARSHALL	377	PULASKI	1303
BARREN	638	CUMBERLAND	130	HICKMAN	68	MARTIN	244	ROBERTSON	27
BATH	268	DAVISS	1341	HOPKINS	656	MASON	308	ROCKCASTLE	322
BELL	640	EDMONSON	216	JACKSON	272	MCCRACKEN	948	ROWAN	482
BOONE	990	ELLIOTT	143	JEFFERSON	10582	MCCREARY	430	RUSSELL	362
BOURBON	267	ESTILL	298	JESSAMINE	707	MCLEAN	127	SCOTT	576
BOYD	723	FAYETTE	3598	JOHNSON	479	MEADE	291	SHELBY	375
BOYLE	420	FLEMING	257	KENTON	1579	MENIFEE	137	SIMPSON	250
BRACKEN	114	FLOYD	864	KNOTT	393	MERCER	307	SPENCER	155
BREATHITT	376	FRANKLIN	628	KNOX	822	METCALFE	201	TAYLOR	435
BRECKINRIDGE	316	FULTON	80	LARUE	230	MONROE	209	TODD	160
BULLITT	798	GALLATIN	88	LAUREL	1251	MONTGOMERY	484	TRIGG	192
BUTLER	203	GARRARD	279	LAWRENCE	331	MORGAN	245	TRIMBLE	111
CALDWELL	157	GRANT	344	LEE	189	MUHLENBERG	510	UNION	176
CALLOWAY	426	GRAVES	518	LESLIE	282	NELSON	542	WARREN	1900
CAMPBELL	772	GRAYSON	472	LETCHER	500	NICHOLAS	145	WASHINGTON	265
CARLISLE	66	GREEN	200	LEWIS	258	OHIO	393	WAYNE	429
CARROLL	136	GREENUP	527	LINCOLN	452	OLDHAM	692	WEBSTER	150
CARTER	481	HANCOCK	112	LIVINGSTON	133	OWEN	162	WHITLEY	900
CASEY	330	HARDIN	1334	LOGAN	376	OWSLEY	117	WOLFE	159
CHRISTIAN	823	HARLAN	721	LYON	93	PENDLETON	172	WOODFORD	251

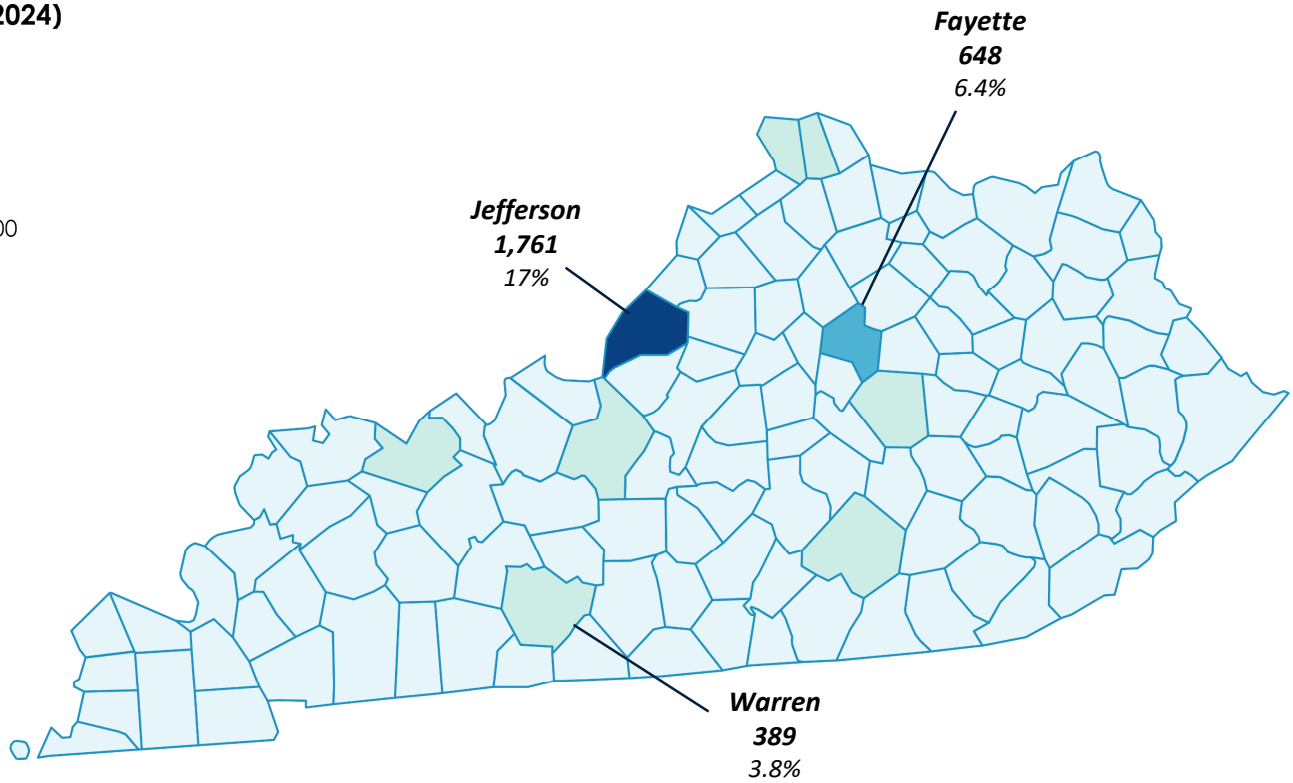
REGIONAL DATA

This map represents the number of Medicaid renewals terminated in each Kentucky county in February 2024.

February Medicaid Terminations

Medicaid Terminations by Kentucky Counties (February 2024)

- <200
- 200-400
- 400-600
- 600-800
- 800-1,000
- 1,000-2,000
- 2,000+



REGIONAL DATA

This table represents the number of Medicaid renewal terminations in each Kentucky county in February 2024.

February 2024 Kentucky Renewal Terminations

County	Terminated	County	Terminated	County	Terminated	County	Terminated	County	Terminated
ADAIR	71	CLARK	69	HARRISON	45	MADISON	225	PERRY	88
ALLEN	58	CLAY	46	HART	28	MAGOFFIN	35	PIKE	130
ANDERSON	43	CLINTON	17	HENDERSON	93	MARION	52	POWELL	41
BALLARD	16	CRITTENDEN	17	HENRY	47	MARSHALL	58	PULASKI	207
BARREN	125	CUMBERLAND	23	HICKMAN	6	MARTIN	23	ROBERTSON	4
BATH	31	DAVIESS	254	HOPKINS	89	MASON	43	ROCKCASTLE	50
BELL	67	EDMONSON	44	JACKSON	40	MCCRACKEN	132	ROWAN	72
BOONE	207	ELLIOTT	18	JEFFERSON	1761	MCCREARY	56	RUSSELL	62
BOURBON	53	ESTILL	35	JESSAMINE	131	MCLEAN	20	SCOTT	95
BOYD	86	FAYETTE	648	JOHNSON	73	MEADE	54	SHELBY	55
BOYLE	76	FLEMING	36	KENTON	294	MENIFEE	20	SIMPSON	54
BRACKEN	19	FLOYD	89	KNOTT	29	MERCER	58	SPENCER	25
BREATHITT	44	FRANKLIN	105	KNOX	113	METCALFE	32	TAYLOR	75
BRECKINRIDGE	46	FULTON	14	LARUE	25	MONROE	15	TODD	38
BULLITT	141	GALLATIN	11	LAUREL	156	MONTGOMERY	57	TRIGG	27
BUTLER	38	GARRARD	27	LAWRENCE	53	MORGAN	47	TRIMBLE	15
CALDWELL	17	GRANT	58	LEE	10	MUHLENBERG	83	UNION	22
CALLOWAY	71	GRAVES	95	LESLIE	35	NELSON	94	WARREN	389
CAMPBELL	120	GRAYSON	77	LETCHER	88	NICHOLAS	12	WASHINGTON	30
CARLISLE	22	GREEN	31	LEWIS	32	OHIO	47	WAYNE	63
CARROLL	24	GREENUP	58	LINCOLN	64	OLDHAM	65	WEBSTER	33
CARTER	66	HANCOCK	20	LIVINGSTON	13	OWEN	22	WHITLEY	108
CASEY	52	HARDIN	240	LOGAN	59	OWSLEY	4	WOLFE	13
CHRISTIAN	126	HARLAN	78	LYON	12	PENDLETON	20	WOODFORD	49

CMS MONTHLY REPORT DATA

Additional metrics are included in the monthly report to CMS. The following table highlights key information regarding the renewals due during the February Reporting Period. The full report can be accessed at <https://medicaidunwinding.ky.gov>.

Approvals Breakdown

- 57,801 were renewed on an *ex parte* basis
- 6,988 were approved through completing a pre-populated form

Terminations Breakdown

- 10,105 were determined ineligible for Medicaid
- 23 were terminated for procedural reasons (i.e. failure to respond)

Pending Cases Breakdown

- 18,086 were extended due to flexibilities and strategies
- 1 cases are pending document processing